

Halcyon  XLTH

FUJITSU



EXTRA LOW TEMPERATURE HEATING DOWN TO -15°F

FLOOR MOUNTED 9, 12, 15,000 BTU SYSTEMS  
SYSTEMS 9RLFFH, 12RLFFH, 15RLFFH



The compact size of floor mount models makes them ideal for small spaces.



# FLOOR MOUNTED 9, 12, 15,000 BTU SYSTEMS

SYSTEMS 9RLFFH, 12RLFFH, 15RLFFH



**Indoor Models**  
AGU9RLF  
AGU12RLF  
AGU15RLF



**Outdoor Models**  
AOU9RLFFH  
AOU12RLFFH  
AOU15RLFFH

Floor mount systems are ideal for residential radiator replacements or any room with limited upper wall space, like a kitchen or sunroom.

## FEATURES


- Compact size
- Available in 9, 12, or 15,000 BTU single-zone models
- Heat pumps provide both cooling and heating
- Feature twin airflow for improved heat delivery
- Designer remote control



At less than 24" high and 30" wide, floor mount models fit easily under a standard window and can replace a radiator twice its size while producing more capacity.

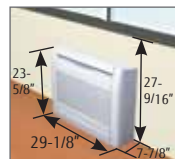
## 2-FAN AND WIDE AIRFLOW

Having both upper and lower airflow quickly warms or cools the entire room. Floor mount can be set in "Upward Airflow Only" when occupants wish not to have feet warmed or cooled.



## FLEXIBLE AND EASY INSTALLATION

Beneath standard window



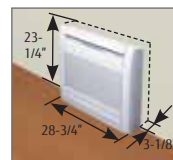
Wall



Standard concave portion



Half concealed\*



## ENERGY EFFICIENT

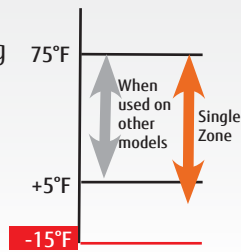
All systems feature high efficiencies and are **ENERGY STAR® Qualified**, meaning lower utility bills for home and business owners.

Up to 26.0 SEER



## HIGH PERFORMANCE HEATING

Heating capacity at low outdoor temperatures was improved by adopting a large heat exchanger and a high capacity compressor. Standard rated heating capacity is maintained down to 3°F. RLFFH models will deliver more than 73% of rated heating capacity at -15°F.



## SUPER QUIET OPERATION

Floor mounts provide a peaceful inside environment for sleep and study with whisper quiet noise levels down to 23 dB(A).



Only 23 dB(A)

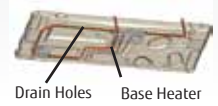
## MULTI-ZONE COMPATIBLE

As part of the HFI line, indoor floor mount models are also compatible in multi-zone configurations when paired with multi-zone outdoor models. Multi-zone specifications vary from single zone specifications. See multi-zone brochure for details.



## BASE FREEZE PREVENTION

- Equipped with a base heater that prevents condensate from freezing
- Cultivated base design discharges melted water through many holes.
- Without a heater, freezing condensate can cause noise, damage to fan blade, condenser, and system performance.















	Fujitsu RLFFH	Competitor	Competitor
Base			
Drain Hole			
	Drain hole is not filled, no freezing of base	Freezing where there is no heater	Drain hole is closed, large freezing of base

Condition: Indoor temp. of 68°FDB / outdoor temp. of 5°FDB, heating mode, high airflow volume. Operation for 24 hours.



## STANDARD FEATURES

-  Wireless Remote Control
-  Apple Catechin Filter
-  Ion Deodorizing Filter
-  Sleep Timer
-  24 Hour Timer
-  Auto Louver: Up/Down
-  Auto Mode
-  Minimum Heat Mode
-  Economy Mode
-  Auto Restart/Reset
-  Auto Changeover
-  Powerful Mode



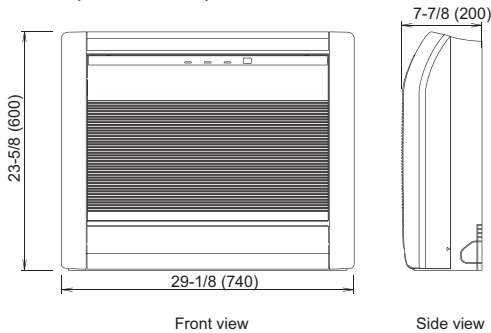
Designer wireless remote control

## ACCESSORIES

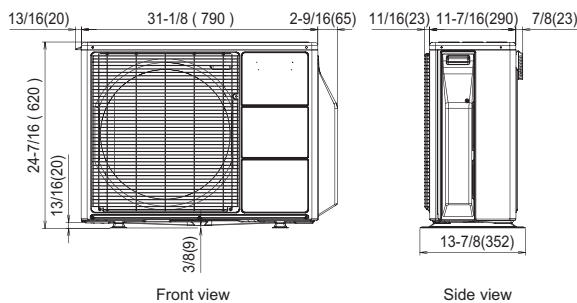
- Wired Remote Controller: UTY-RVNUM  
Backlit and includes room temperature
- Wired Remote Controller: UTY-RNNUM
- Simple Remote Controller: UTY-RSNUM
- Dry Contact Wire Kit: UTY-XWZXZ5




## DIMENSIONS

AGU9RLF, AGU12RLF, AGU15RLF



AOU9RLFFH, AOU12RLFFH, AOU15RLFFH




	9RLFFH HEAT PUMP	12RLFFH HEAT PUMP	15RLFFH HEAT PUMP
			
Nominal Cooling BTU/h	9,000	12,000	14,200
Min.~Max. Cooling BTU/h	3,100~13,000	3,100~14,300	3,100~17,700
Nominal Heating BTU/h	12,000	16,000	18,000
Min.~Max. Heating BTU/h	3,100~18,800	3,100~19,500	3,100~20,800
HSPF BTU/hW	12.4	11.3	11.0
SEER BTU/hW	26.0	22.7	20.3
EER Clg	16.0	13.1	12.5
Clg. Operating Range °F(°C)	14~115 (-10~46)	14~115 (-10~46)	14~115 (-10~46)
Htg. Operating Range °F(°C)	-15~75 (-26~24)	-15~75 (-26~24)	-15~75 (-26~24)
Moisture Removal Pt./h(l/h)	2.75 (1.3)	3.8 (1.8)	4.44 (2.1)
Voltage/Frequency/Phase	208-230/60/1	208-230/60/1	208-230/60/1
MAX.CRT.BKR (A)	15	15	20
Air Circ. C.F.M. (m³/h): Hi	335 (570)	335 (570)	383 (650)
Medium	271 (460)	271 (460)	306 (520)
Low	212 (360)	212 (360)	235 (400)
Quiet	159 (270)	159 (270)	159 (270)
Noise Level dB(A)Clg/Htg: Hi	40/40	40/40	44/43
Medium	35/35	35/35	38/37
Low	29/29	29/29	31/29
Quiet	23/23	23/23	23/23
Outdoor Noise Level dB(A) Clg/Htg	50/50	52/52	54/54
Current Rated (A): Cooling	2.9	4.2	5.1
Heating	4.1	6.7	7.0
Power Use Rated (kw): Cooling	.56	.97	1.13
Heating	.88	1.44	1.58
Fan Speeds Stage	4+Auto	4+Auto	4+Auto
Air Direction: Horizontal	Manual	Manual	Manual
Vertical	Auto	Auto	Auto
Air Filter	Washable	Washable	Washable
Apple Catechin Filter	Yes	Yes	Yes
Ion Deodorizing Filter	Yes	Yes	Yes
Connection Method	Flare	Flare	Flare
Combined Min. Lgth Ft (m)	10 (3)	10 (3)	10 (3)
Combined Max. Lgth Ft (m)	66 (20) (pre-charge: 49')	66 (20) (pre-charge: 49')	66 (20) (pre-charge: 49')
Max. Vertical Diff. Ft (m)	49 (15)	49 (15)	49 (15)
Conn. Pipe Diameter Inch	Suc. 3/8 Dis. 1/4	Suc. 3/8 Dis. 1/4	Suc. 1/2 Dis. 1/4
Net Weight lbs. (kg)	31 (14) 86 (39)	31 (14) 86 (39)	31 (14) 88 (40)
Dimensions: Height Inch	23-5/8 24-7/16	23-5/8 24-7/16	23-5/8 24-7/16
mm	600 620	600 620	600 620
Width Inch	29-1/8 31-1/8	29-1/8 31-1/8	29-1/8 31-1/8
mm	740 790	740 790	740 790
Depth Inch	7-7/8 11-7/16	7-7/8 11-7/16	7-7/8 11-7/16
mm	200 290	200 290	200 290
Refrigerant	R410A	R410A	R410A

Indoor AGU9RLF	Outdoor AOU9RLFFH	Indoor AGU12RLF	Outdoor AOU12RLFFH	Indoor AGU15RLF	Outdoor AOU15RLFFH
-------------------	----------------------	--------------------	-----------------------	--------------------	-----------------------

Note: Figures are based on 230 Volts.





Clean Air	High performance filters remove dust, odor and improve indoor air quality.
Timer	24-hour programmable timer allows for on/off cycle control of system.
Year Round Comfort	Heat pumps provide both heating and cooling for year round comfort in most climates.
Earth Friendly	Low ozone depleting potential (ODP) refrigerant R410a used in all models.
Optimized Efficiency	Compressors only run as fast as they need to handle the cooling or heating demand.
Oscillating Fan	Auto Louver redirects airflow with up and down.
Rebates	Many utility companies offer rebates for installing energy efficient equipment.
Savings	High energy efficiencies slash utility bills by up to 25%.

The Fujitsu logo is a registered trademark of Fujitsu Limited. The Halcyon logo and name is a trademark of Fujitsu General America, Inc. Copyright 2017 Fujitsu General America, Inc. Fujitsu's products are subject to continuous improvements. Fujitsu reserves the right to modify product design, specifications and information without notice and without incurring any obligations.

Distributed by:



Fujitsu General America, Inc.  
 353 Route 46 West  
 Fairfield, NJ 07004  
 Tel: (973) 575-0380  
 Email: hvac@fujitsugeneral.com  
 www.fujitsugeneral.com



\*Applies when properly registered AND installed by a Fujitsu Elite Contractor in a residence. See full warranty for details.

Printed in the USA Rev. 2/17  
 Part #6-26-FG2045