



Submittal Data Sheet

**BRC4C82/BRC7E83/BRC7E830/BRC7E818/BRC082A –
Wireless Remote Controller**

Project Name:	
Location:	Approval:
Engineer:	Date:
Submitted to:	Construction:
Submitted by:	Unit #:
Reference:	Drawing #:

MODEL COMPATIBILITY:

Part Number	Compatible Indoor Unit Models
BRC4C82	FXDQ_M, FXLQ_M, FXMQ_P, FXMQ_M, FXMQ_MF, FXNQ_M, FXSQ_TA, FBQ (2 speed), FXTQ_TA, FTQ, CXTQ
BRC7E83	FXHQ_M, FHQ
BRC7E830	FXZQ_M
BRC082A41W	FXZQ_TA with BYFQ60B3W1, FFQ_Q2VJU with BYFQ60B3W1
BRC082A42S	FXZQ_TA with BYFQ60C3W1S, FFQ with BYFQ60C2W1S
BRC082A42W	FXZQ_TA with BYFQ60C3W1W, FFQ with white decoration panel BYFQ60C2W1W
BRC082A43	FDMQ, FBQ (3 speed)
BRC7E818	FXAQ_P, FAQ

SPECIFICATIONS:

Model	BRC4C82/BRC7E83/BRC7E830/ BRC082A41W/BRC082A42S/ BRC082A42W/BRC082A43/BRC7E818
Description	Wireless Remote Controller
Power	AAA Dry Cell Battery x 2
Dimensions	2.5 in x 6.2 in x 0.7 in (6.2cm x 15.7cm x 1.7cm)
Weight	0.23 lbs (104.5 g) without battery
Available Address settings	3

PRODUCT IMAGE:



FEATURES:

- Simple, compact and easy-to-operate unit
- 1 group/ maximum of 16 units can be controlled
- If used with a wired controller, the wireless controller must be set as a Sub Controller
- Command: on/off, mode, setpoint, fan speed, louver position*
- Filter sign indicator and reset button
- Schedule: Auto on/off timer
- Field setting management
- Operation/Error indicator
- Error code diagnose
- Display degree Fahrenheit only

* Not available for BRC4C82 and BRC082A43

Daikin North America LLC, 5151 San Felipe, Suite 500, Houston TX, 77056

www.daikinac.com www.daikincity.com



Submittal Data Sheet

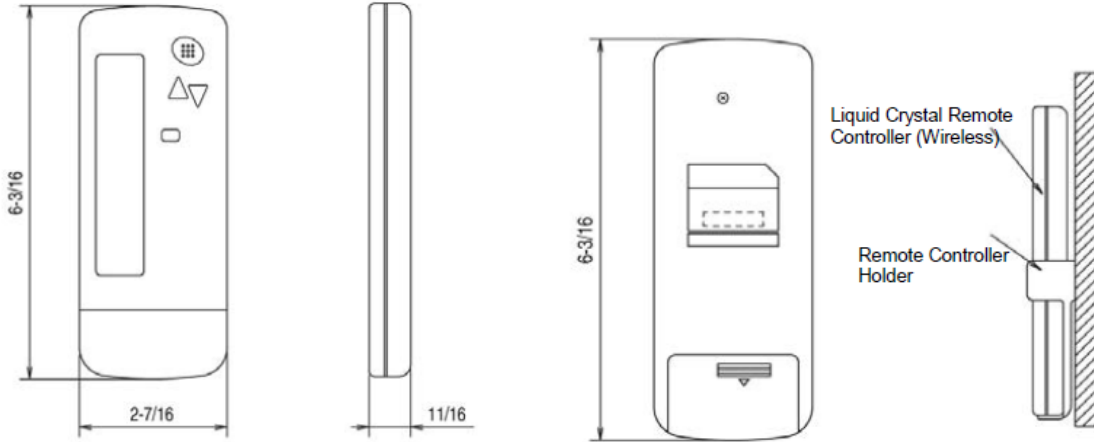
BRC4C82/BRC7E83/BRC7E830/BRC7E818/BRC082A –
Wireless Remote Controller

Project Name: _____
Location: _____
Engineer: _____
Submitted to: _____
Submitted by: _____
Reference: _____

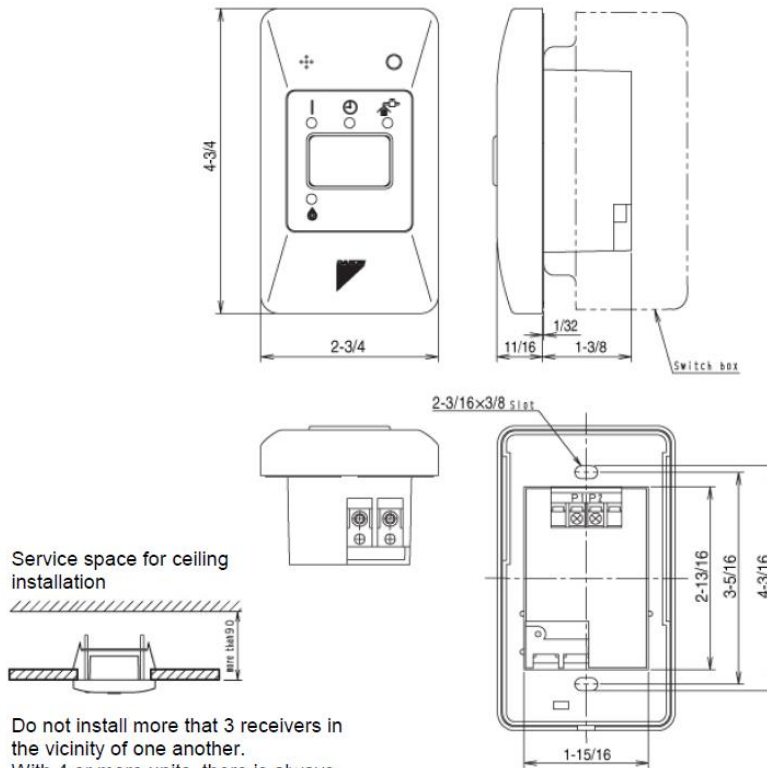
Approval: _____
Date: _____
Construction: _____
Unit #: _____
Drawing #: _____

DIMENSIONS:

Remote Controllers Dimension:



BRC4C82 Receiver:



Do not install more that 3 receivers in the vicinity of one another. With 4 or more units, there is always the possibility of malfunction

Daikin North America LLC, 5151 San Felipe, Suite 500, Houston TX, 77056
www.daikinac.com www.daikincity.com



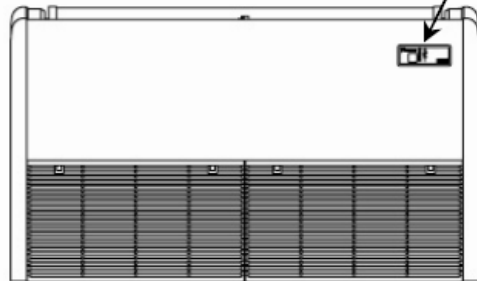
Submittal Data Sheet

BRC4C82/BRC7E83/BRC7E830/BRC7E818/BRC082A –
Wireless Remote Controller

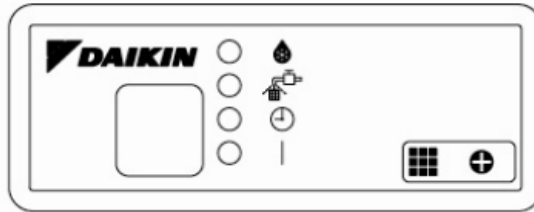
Project Name:	Approval:
Location:	Date:
Engineer:	Construction:
Submitted to:	Unit #:
Submitted by:	Drawing #:
Reference:	

BRC7E83 receiver:

Receiver Installation Procedure




Receiver Detail



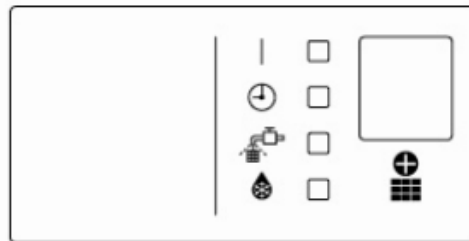
BRC7E818 receiver:

Receiver Installation Procedure



Receiver Detail

Receiver



Daikin North America LLC, 5151 San Felipe, Suite 500, Houston TX, 77056
www.daikinac.com www.daikincity.com

(Daikin's products are subject to continuous improvements. Daikin reserves the right to modify product design, specifications and information in this data sheet without notice and without incurring any obligations)

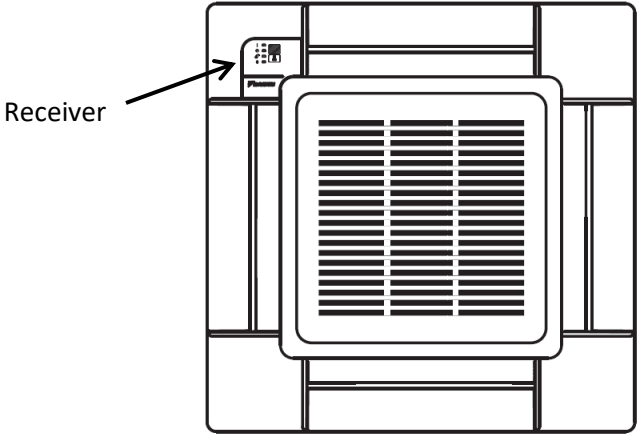
Submittal Data Sheet

BRC4C82/BRC7E83/BRC7E830/BRC7E818/BRC082A –
Wireless Remote Controller

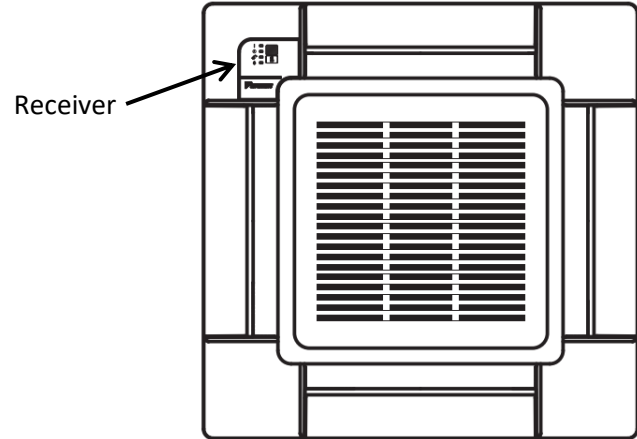
Project Name: _____
Location: _____
Engineer: _____
Submitted to: _____
Submitted by: _____
Reference: _____

Approval: _____
Date: _____
Construction: _____
Unit #: _____
Drawing #: _____

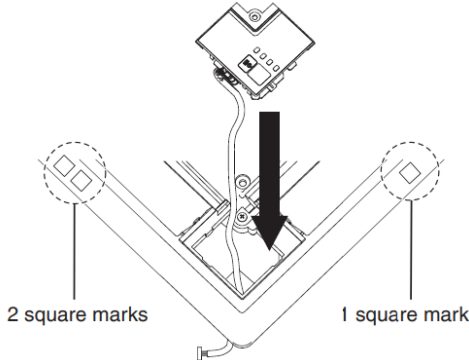
BRC7E830 receiver:



BRC082A41W receiver:



BRC082A42W/S receiver:

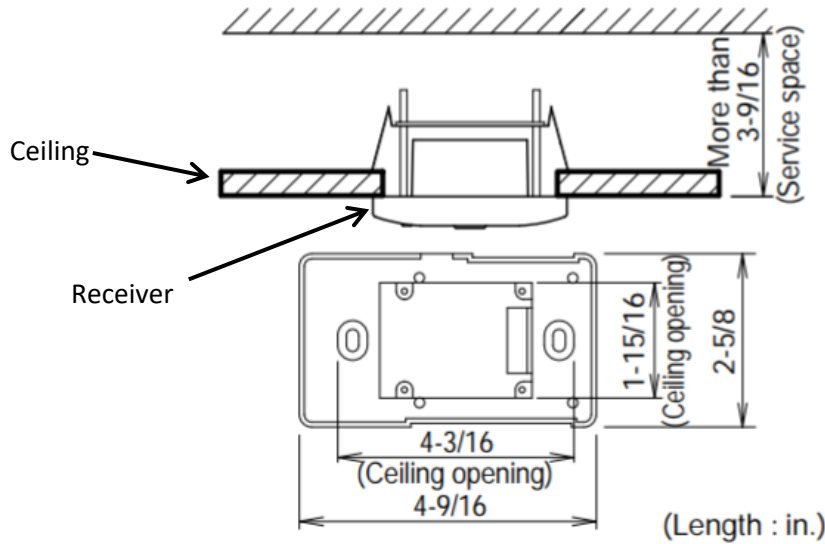


Daikin North America LLC, 5151 San Felipe, Suite 500, Houston TX, 77056
www.daikinac.com www.daikincity.com

(Daikin's products are subject to continuous improvements. Daikin reserves the right to modify product design, specifications and information in this data sheet without notice and without incurring any obligations)

Project Name:	Approval:
Location:	Date:
Engineer:	Construction:
Submitted to:	Unit #:
Submitted by:	Drawing #:
Reference:	

BRC082A43 receiver:



DOCUMENTATION:

Documentation available on www.daikincity.com and/or www.daikinac.com:

- Submittal
- Installation Manual
- Operation Manual