

SERVICE MANUAL



CONTENTS

SPECIFICATIONS	1
DIMENSIONS	5
REFRIGERANT SYSTEM DIAGRAM	10
CIRCUIT DIAGRAM	11
OUTDOOR PCB CIRCUIT DIAGRAM	15
INDOOR PCB CIRCUIT DIAGRAM	18
ERROR DETECTION	39
PARTS (OUTDOOR UNIT)	41
PARTS (INDOOR UNIT)	44
ACCESSORIES	72

Outdoor unit
AOU18RLXFZ

Indoor unit
ASU7RLF
ASU9RLF
ASU12RLF
ASU7RLF1
ASU9RLF1
ASU12RLF1
ASU9RLS2
ASU12RLS2
AGU9RLF
AGU12RLF
AUU7RLF
AUU9RLF
AUU12RLF
UTG-CCGF
ARU7RLF
ARU9RLF
ARU12RLF

SPECIFICATIONS

OUTDOOR UNIT

ELECTRICAL SPECIFICATIONS

TYPE		Two room multi inverter
MODEL NAME		AOU18RLXFZ
COOLING CAPACITY		18,000 BTU (5.28 kW)
HEATING CAPACITY		22,000 BTU (6.42 kW)
POWER SUPPLY		208 V / 230 V
FREQUENCY		60 Hz
RUNNING CURRENT	Cooling	6.3 A
	Heating	8.2 A
INPUT WATT	Cooling	1.44 kW
	Heating	1.87 kW
EER	Cooling	12.5 BTU/W (3.67 kW/kW)
	Heating	3.44 kW/kW
AIR CIRCULATION HIGH	Cooling	1,795 cfm (3,050 m ³ /hr)
	Heating	1,619 cfm (2,750 m ³ /hr)

FAN MOTOR

DISCRIMINATION	MFE-60TVT
COOLING	730 r.p.m.
HEATING	660 r.p.m.

NOISE LEVEL

COOLING	49 dB
HEATING	49 dB

COMPRESSOR AND REFRIGERANT

COMPRESSOR TYPE		Hermetic type, Inverter, 4 poles, 3-phase, DC motor, Twin Rotary
DISCRIMINATION		DA150A1F-20NA
WEIGHT (with oil)		22 lb 13/16 oz (10.0 kg)
PRECHARGED REFRIGERANT		4 lb 13-5/8 oz (2,200 g)
REFRIGERANT TYPE		R410A
FULL CHARGE	Total pipe length 98 ft (30 m)	4 lb 13-5/8 oz (2,200 g)
	131 ft (40 m)	5 lb 4-21/32 oz (2,400 g)
	164 ft (50 m)	5 lb 11-5/8 oz (2,600 g)
ADDITIONAL CHARGE		9/32 oz/ft (20 g/m)
MAXIMUM PIPE LENGTH (total)		164 ft (50 m)
MINIMUM PIPE LENGTH (total)		49 ft (15 m)
MAXIMUM PIPE LENGTH (each unit)		82 ft (25 m)
MINIMUM PIPE LENGTH (each unit)		16 ft (5 m)
MAX ELEVATION (between indoor units)		33 ft (10 m)
MAX ELEVATION (between indoor and outdoor)		49 ft (15 m)

MEASUREMENT

DIMENSIONS	H x W x D	27-9/16 x 35-7/16 x 13 inch (700 x 900 x 330 mm)
WEIGHT	Net / Shipping	119 lb 1 oz / 134 lb 8 oz (54 kg / 61 kg)

**INDOOR UNIT
COMPACT WALL MOUNTED**

ELECTRICAL DATA

MODEL NAME		ASU7RLF	ASU9RLF	ARU12RLF
CAPACITY	Cooling (Rated)	7,000 Btu/h (2.04 kW)	9,000 Btu/h (2.64 kW)	12,000 Btu/h (3.51 kW)
	Heating (Rated)	8,100 Btu/h (2.37 kW)	10,200 Btu/h (3.00 kW)	13,500 Btu/h (3.96 kW)
POWER CONSUMPTION		15 W	17 W	22 W
RUNNING CURRENT		0.13 A	0.15 A	0.19 A
MOISTURE REMOVAL		1.7 Pints/h (0.8 L/h)	2.7 Pints/h (1.3 L/h)	3.8 Pints/h (1.8 L/h)

FAN MOTOR

DISCRIMINATION			MFD-12TYAN		
FAN SPEED	Cooling	High	1,050 r.p.m.	1,100 r.p.m.	1,200 r.p.m.
		Medium	950 r.p.m.	980 r.p.m.	1,050 r.p.m.
		Low	850 r.p.m.	850 r.p.m.	880 r.p.m.
		Quiet	710 r.p.m.	710 r.p.m.	710 r.p.m.
	Heating	High	1,050 r.p.m.	1,100 r.p.m.	1,200 r.p.m.
		Medium	950 r.p.m.	980 r.p.m.	1,050 r.p.m.
		Low	850 r.p.m.	850 r.p.m.	910 r.p.m.
		Quiet	720 r.p.m.	720 r.p.m.	720 r.p.m.
AIR FLOW	Cooling	High	330 cfm (560 m ³ /h)	353 cfm (600 m ³ /h)	388 cfm (660 m ³ /h)
		Medium	294 cfm (500 m ³ /h)	306 cfm (520 m ³ /h)	330 cfm (560 m ³ /h)
		Low	253 cfm (430 m ³ /h)	253 cfm (430 m ³ /h)	265 cfm (450 m ³ /h)
		Quiet	200 cfm (340 m ³ /h)	200 cfm (340 m ³ /h)	200 cfm (340 m ³ /h)
	Heating	High	330 cfm (560 m ³ /h)	353 cfm (600 m ³ /h)	388 cfm (660 m ³ /h)
		Medium	294 cfm (500 m ³ /h)	306 cfm (520 m ³ /h)	330 cfm (560 m ³ /h)
		Low	253 cfm (430 m ³ /h)	253 cfm (430 m ³ /h)	277 cfm (470 m ³ /h)
		Quiet	206 cfm (350 m ³ /h)	206 cfm (350 m ³ /h)	206 cfm (350 m ³ /h)
NOISE LEVEL	Cooling	High	36 dB(A)	37 dB(A)	40 dB(A)
		Medium	32 dB(A)	33 dB(A)	36 dB(A)
		Low	29 dB(A)	29 dB(A)	30 dB(A)
		Quiet	25 dB(A)	25 dB(A)	25 dB(A)
	Heating	High	36 dB(A)	37 dB(A)	40 dB(A)
		Medium	32 dB(A)	33 dB(A)	36 dB(A)
		Low	29 dB(A)	29 dB(A)	31 dB(A)
		Quiet	25 dB(A)	25 dB(A)	25 dB(A)

MEASUREMENTS

DIMENSIONS	H x W x D	11-1/16 x 31-1/16 x 8 inch (280 x 790 x 203 mm)
WEIGHT	Net / Shipping	18 lb. / 23 lb. (8.0 kg / 10.5 kg)

**INDOOR UNIT
COMPACT WALL MOUNTED**

ELECTRICAL DATA

MODEL NAME		ASU7RLF1	ASU9RLF1	ARU12RLF1
CAPACITY	Cooling (Rated)	7,000 Btu/h (2.04 kW)	9,000 Btu/h (2.64 kW)	12,000 Btu/h (3.51 kW)
	Heating (Rated)	8,100 Btu/h (2.37 kW)	10,200 Btu/h (3.00 kW)	13,500 Btu/h (3.96 kW)
POWER CONSUMPTION		15 W	17 W	22 W
RUNNING CURRENT		0.13 A	0.15 A	0.19 A
MOISTURE REMOVAL		1.7 Pints/h (0.8 L/h)	2.7 Pints/h (1.3 L/h)	3.8 Pints/h (1.8 L/h)

FAN MOTOR

DISCRIMINATION			MFD-12CYAN		
FAN SPEED	Cooling	High	1,050 r.p.m.	1,090 r.p.m.	1,190 r.p.m.
		Medium	950 r.p.m.	980 r.p.m.	1,050 r.p.m.
		Low	850 r.p.m.	850 r.p.m.	880 r.p.m.
		Quiet	680 r.p.m.	680 r.p.m.	680 r.p.m.
	Heating	High	1,050 r.p.m.	1,090 r.p.m.	1,190 r.p.m.
		Medium	950 r.p.m.	980 r.p.m.	1,050 r.p.m.
		Low	850 r.p.m.	850 r.p.m.	910 r.p.m.
		Quiet	710 r.p.m.	710 r.p.m.	710 r.p.m.
AIR FLOW	Cooling	High	330 cfm (560 m ³ /h)	353 cfm (600 m ³ /h)	388 cfm (660 m ³ /h)
		Medium	294 cfm (500 m ³ /h)	306 cfm (520 m ³ /h)	330 cfm (560 m ³ /h)
		Low	253 cfm (430 m ³ /h)	253 cfm (430 m ³ /h)	265 cfm (450 m ³ /h)
		Quiet	182 cfm (310 m ³ /h)	182 cfm (310 m ³ /h)	182 cfm (310 m ³ /h)
	Heating	High	330 cfm (560 m ³ /h)	353 cfm (600 m ³ /h)	388 cfm (660 m ³ /h)
		Medium	294 cfm (500 m ³ /h)	306 cfm (520 m ³ /h)	330 cfm (560 m ³ /h)
		Low	253 cfm (430 m ³ /h)	253 cfm (430 m ³ /h)	277 cfm (470 m ³ /h)
		Quiet	194 cfm (330 m ³ /h)	194 cfm (330 m ³ /h)	194 cfm (330 m ³ /h)
NOISE LEVEL	Cooling	High	36 dB(A)	37 dB(A)	40 dB(A)
		Medium	32 dB(A)	33 dB(A)	36 dB(A)
		Low	29 dB(A)	29 dB(A)	30 dB(A)
		Quiet	21 dB(A)	21 dB(A)	21 dB(A)
	Heating	High	36 dB(A)	37 dB(A)	40 dB(A)
		Medium	32 dB(A)	33 dB(A)	36 dB(A)
		Low	29 dB(A)	29 dB(A)	31 dB(A)
		Quiet	22 dB(A)	22 dB(A)	22 dB(A)

MEASUREMENTS

DIMENSIONS	H x W x D	10-9/16 x 33-1/16 x 8 inch (268 x 840 x 203 mm)
WEIGHT	Net / Shipping	19 lb. / 23 lb. (8.5 kg / 10.5 kg)

**INDOOR UNIT
WALL MOUNTED**

ELECTRICAL DATA

MODEL NAME		ASU9RLS2	ASU12RLS2
CAPACITY	Cooling (Rated)	9,000 Btu/h (2.64 kW)	12,000 Btu/h (3.51 kW)
	Heating (Rated)	10,200 Btu/h (3.00 kW)	13,500 Btu/h (3.96 kW)
POWER CONSUMPTION		16 W	19 W
RUNNING CURRENT		0.14 A	0.17 A
MOISTURE REMOVAL		2.7 Pints/h (1.3 L/h)	3.8 Pints/h (1.8 L/h)

FAN MOTOR

DISCRIMINATION		MFD-12TYAL		
FAN SPEED	Cooling	High	1,030 r.p.m.	1,110 r.p.m.
		Medium	950 r.p.m.	1,030 r.p.m.
		Low	850 r.p.m.	930 r.p.m.
		Quiet	650 r.p.m.	650 r.p.m.
	Heating	High	1,030 r.p.m.	1,110 r.p.m.
		Medium	950 r.p.m.	1,030 r.p.m.
		Low	850 r.p.m.	930 r.p.m.
		Quiet	650 r.p.m.	650 r.p.m.
AIR FLOW	Cooling	High	353 cfm (600 m ³ /h)	388 cfm (660 m ³ /h)
		Medium	324 cfm (550 m ³ /h)	353 cfm (600 m ³ /h)
		Low	277 cfm (470 m ³ /h)	312 cfm (530 m ³ /h)
		Quiet	194 cfm (330 m ³ /h)	194 cfm (330 m ³ /h)
	Heating	High	353 cfm (600 m ³ /h)	383 cfm (660 m ³ /h)
		Medium	324 cfm (550 m ³ /h)	353 cfm (600 m ³ /h)
		Low	277 cfm (470 m ³ /h)	312 cfm (530 m ³ /h)
		Quiet	194 cfm (330 m ³ /h)	194 cfm (330 m ³ /h)
NOISE LEVEL	Cooling	High	36 dB(A)	37 dB(A)
		Medium	32 dB(A)	34 dB(A)
		Low	28 dB(A)	31 dB(A)
		Quiet	21 dB(A)	21 dB(A)
	Heating	High	36 dB(A)	37 dB(A)
		Medium	32 dB(A)	34 dB(A)
		Low	28 dB(A)	31 dB(A)
		Quiet	21 dB(A)	21 dB(A)

MEASUREMENTS

DIMENSIONS	H x W x D	11-3/32 x 34-1/4 x 7-9/32 inch (282 x 870 x 185 mm)
WEIGHT	Net / Shipping	21 lb. / 29 lb. (9.5 kg / 12 kg)

**INDOOR UNIT
FLOOR**

ELECTRICAL DATA

MODEL NAME	AGU9RLF	AGU12RLF
CAPACITY	9,000 Btu/h class	12,000 Btu/h class

FAN MOTOR

DISCRIMINATION		MFD-14TXN (upper) / MFD-14SXN (lower)		
FAN SPEED (upper fan / lower fan)	Cooling	High	1,120 / 950 r.p.m.	1,240 / 1,050 r.p.m.
		Medium	960 / 820 r.p.m.	1,050 / 890 r.p.m.
		Low	820 / 700 r.p.m.	860 / 730 r.p.m.
		Quiet	660 / 560 r.p.m.	660 / 560 r.p.m.
	Heating	High	1,120 / 950 r.p.m.	1,240 / 1,050 r.p.m.
		Medium	1,000 / 850 r.p.m.	1,080 / 920 r.p.m.
		Low	860 / 730 r.p.m.	910 / 770 r.p.m.
		Quiet	660 / 560 r.p.m.	660 / 560 r.p.m.
AIR CIRCULATION HIGH (2 fan running)	Cooling	High	530 m ³ /hr	600 m ³ /hr
		Medium	440 m ³ /hr	490 m ³ /hr
		Low	360 m ³ /hr	380 m ³ /hr
		Quiet	270 m ³ /hr	270 m ³ /hr
	Heating	High	530 m ³ /hr	600 m ³ /hr
		Medium	460 m ³ /hr	510 m ³ /hr
		Low	380 m ³ /hr	410 m ³ /hr
		Quiet	270 m ³ /hr	270 m ³ /hr
NOISE LEVEL	Cooling	High	39 dB(A)	42 dB(A)
		Medium	34 dB(A)	36 dB(A)
		Low	28 dB(A)	30 dB(A)
		Quiet	22 dB(A)	22 dB(A)
	Heating	High	39 dB(A)	42 dB(A)
		Medium	35 dB(A)	38 dB(A)
		Low	30 dB(A)	32 dB(A)
		Quiet	22 dB(A)	22 dB(A)

MEASUREMENT

DIMENSIONS	H x W x D	23-5/8 x 29-1/8 x 7-7/8 inch (600 x 740 x 200 mm)
WEIGHT	Net / Shipping	31 lb. / 37 lb. (14 kg / 17 kg)

**INDOOR UNIT
COMPACT CASSETTE**

ELECTRICAL DATA

MODEL NAME	AUU7RLF	AUU9RLF	AUU12RLF
Cooling capacity (Rated)	9,000 Btu/h (2.64 kW)	9,000 Btu/h (2.64 kW)	12,000 Btu/h (3.51 kW)
Heating capacity (Rated)	10,200 Btu/h (3.00 kW)	10,200 Btu/h (3.00 kW)	13,500 Btu/h (3.96 kW)
POWER CONSUMPTION	18 W	18 W	23 W
RUNNING CURRENT	0.15 A	0.15 A	0.19 A
MOISTURE REMOVAL	2.5 Pints/h (1.2 L/h)	2.5 Pints/h (1.2 L/h)	3.2 Pints/h (1.5 L/h)

FAN MOTOR

DISCRIMINATION		MFF-24VVL			
FAN SPEED	Cooling	High	590 r.p.m.	590 r.p.m.	660 r.p.m.
		Medium	540 r.p.m.	540 r.p.m.	580 r.p.m.
		Low	490 r.p.m.	490 r.p.m.	520 r.p.m.
		Quiet	440 r.p.m.	440 r.p.m.	460 r.p.m.
	Heating	High	590 r.p.m.	590 r.p.m.	650 r.p.m.
		Medium	540 r.p.m.	540 r.p.m.	580 r.p.m.
		Low	490 r.p.m.	490 r.p.m.	520 r.p.m.
		Quiet	440 r.p.m.	440 r.p.m.	460 r.p.m.
AIR FLOW	Cooling	High	318 cfm (540 m ³ /h)	318 cfm (540 m ³ /h)	359 cfm (610 m ³ /h)
		Medium	288 cfm (490 m ³ /h)	288 cfm (490 m ³ /h)	312 cfm (530 m ³ /h)
		Low	259 cfm (440 m ³ /h)	259 cfm (440 m ³ /h)	277 cfm (470 m ³ /h)
		Quiet	230 cfm (390 m ³ /h)	230 cfm (390 m ³ /h)	241 cfm (410 m ³ /h)
	Heating	High	318 cfm (540 m ³ /h)	318 cfm (540 m ³ /h)	359 cfm (610 m ³ /h)
		Medium	288 cfm (490 m ³ /h)	288 cfm (490 m ³ /h)	312 cfm (530 m ³ /h)
		Low	259 cfm (440 m ³ /h)	259 cfm (440 m ³ /h)	277 cfm (470 m ³ /h)
		Quiet	230 cfm (390 m ³ /h)	230 cfm (390 m ³ /h)	241 cfm (410 m ³ /h)
NOISE LEVEL	Cooling	High	33 dB(A)	33 dB(A)	37 dB(A)
		Medium	31 dB(A)	31 dB(A)	33 dB(A)
		Low	29 dB(A)	29 dB(A)	31 dB(A)
		Quiet	27 dB(A)	27 dB(A)	28 dB(A)
	Heating	High	34 dB(A)	34 dB(A)	37 dB(A)
		Medium	32 dB(A)	32 dB(A)	33 dB(A)
		Low	29 dB(A)	29 dB(A)	31 dB(A)
		Quiet	27 dB(A)	27 dB(A)	28 dB(A)

MEASUREMENTS

DIMENSIONS H x W x D	9-21/32 x 22-7/16 x 22-7/16 inch (245 x 570 x 570 mm)
WEIGHT Net / Shipping	33 lb. / 40 lb. (15 kg / 18 kg)

PANEL MEASUREMENTS

MODEL NAME	UTG-CCGF
DIMENSIONS H x W x D	1-15/16 x 27-9/16 x 27-9/16 inch (49 x 700 x 700 mm)
WEIGHT Net / Shipping	5.7 lb. / 10 lb. (2.6 kg / 4.5 kg)

**INDOOR UNIT
SLIM DUCT**

ELECTRICAL DATA

MODEL NAME		ARU7RLF	ARU9RLF	ARU12RLF
CAPACITY	Cooling (Rated)	9,000 Btu/h (2.64 kW)	9,000 Btu/h (2.64 kW)	12,000 Btu/h (3.51 kW)
	Heating (Rated)	10,200 Btu/h (3.00 kW)	10,200 Btu/h (3.00 kW)	13,500 Btu/h (3.96 kW)
POWER CONSUMPTION		49 W	49 W	58 W
RUNNING CURRENT		0.30 A	0.30 A	0.35 A
MOISTURE REMOVAL		2.7 Pints/h (1.3 L/h)	2.7 Pints/h (1.3 L/h)	3.8 Pints/h (1.8 L/h)

FAN MOTOR

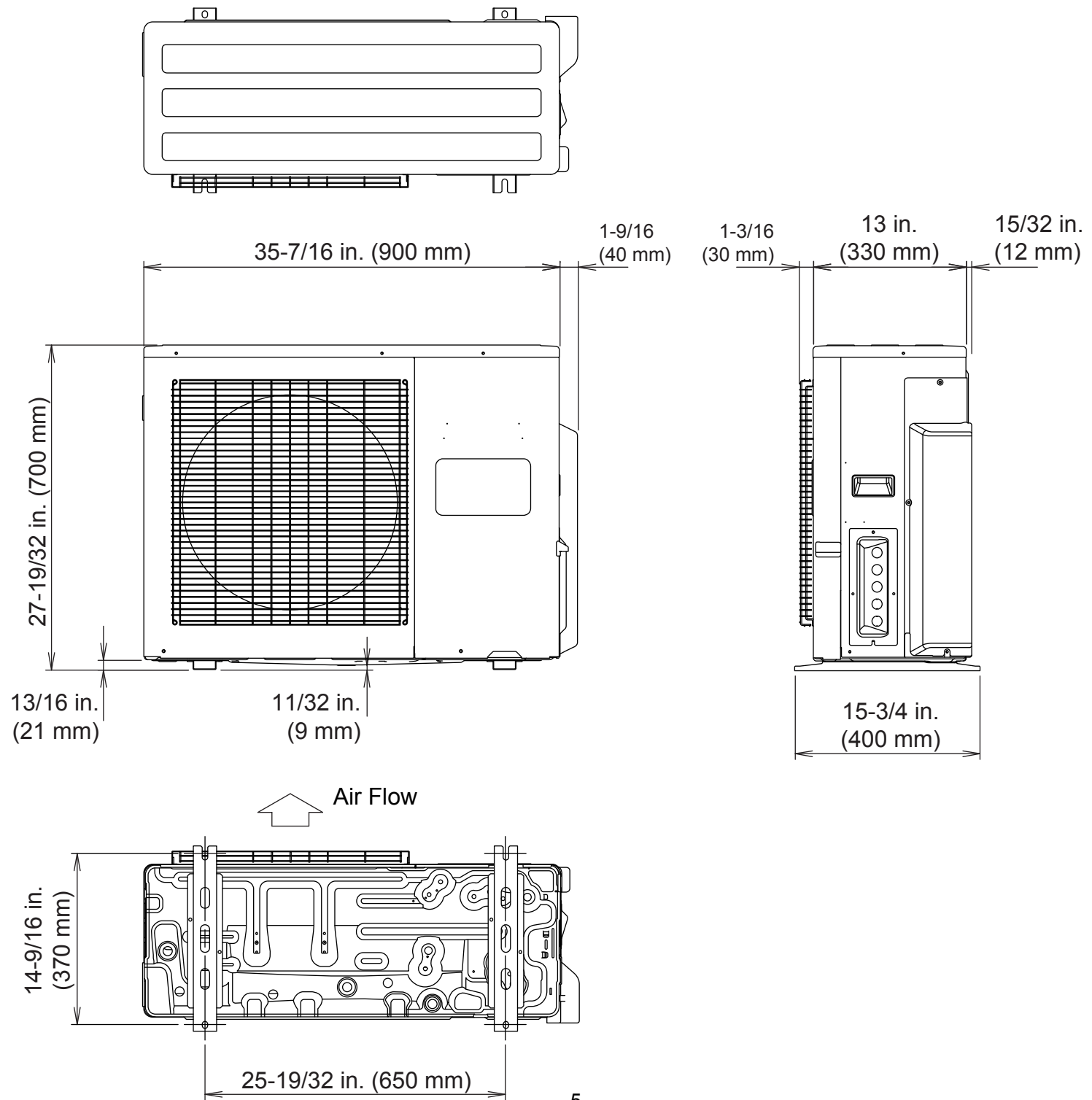
DISCRIMINATION		MFG-14WV			
FAN SPEED	Cooling	High	1,260 r.p.m.	1,260 r.p.m.	1,340 r.p.m.
		Medium	1,160 r.p.m.	1,160 r.p.m.	1,240 r.p.m.
		Low	1,060 r.p.m.	1,060 r.p.m.	1,140 r.p.m.
		Quiet	960 r.p.m.	960 r.p.m.	1,030 r.p.m.
	Heating	High	1,260 r.p.m.	1,260 r.p.m.	1,340 r.p.m.
		Medium	1,160 r.p.m.	1,160 r.p.m.	1,240 r.p.m.
		Low	1,060 r.p.m.	1,060 r.p.m.	1,140 r.p.m.
		Quiet	960 r.p.m.	960 r.p.m.	1,030 r.p.m.
AIR FLOW	Cooling	High	353 cfm (600 m ³ /h)	353 cfm (600 m ³ /h)	383 cfm (650 m ³ /h)
		Medium	324 cfm (550 m ³ /h)	324 cfm (550 m ³ /h)	353 cfm (600 m ³ /h)
		Low	294 cfm (500 m ³ /h)	294 cfm (500 m ³ /h)	324 cfm (550 m ³ /h)
		Quiet	265 cfm (450 m ³ /h)	265 cfm (450 m ³ /h)	283 cfm (480 m ³ /h)
	Heating	High	353 cfm (600 m ³ /h)	353 cfm (600 m ³ /h)	383 cfm (650 m ³ /h)
		Medium	324 cfm (550 m ³ /h)	324 cfm (550 m ³ /h)	353 cfm (600 m ³ /h)
		Low	294 cfm (500 m ³ /h)	294 cfm (500 m ³ /h)	324 cfm (550 m ³ /h)
		Quiet	265 cfm (450 m ³ /h)	265 cfm (450 m ³ /h)	283 cfm (480 m ³ /h)
NOISE LEVEL	Cooling	High	28 dB(A)	28 dB(A)	29 dB(A)
		Medium	27 dB(A)	27 dB(A)	28 dB(A)
		Low	26 dB(A)	26 dB(A)	27 dB(A)
		Quiet	25 dB(A)	25 dB(A)	26 dB(A)
	Heating	High	28 dB(A)	28 dB(A)	29 dB(A)
		Medium	26 dB(A)	26 dB(A)	28 dB(A)
		Low	25 dB(A)	25 dB(A)	27 dB(A)
		Quiet	24 dB(A)	24 dB(A)	24 dB(A)

MEASUREMENTS

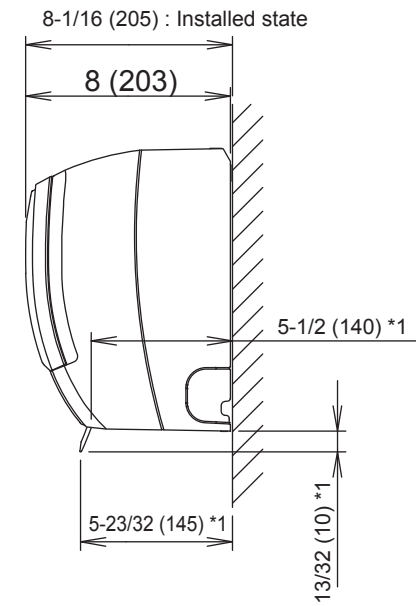
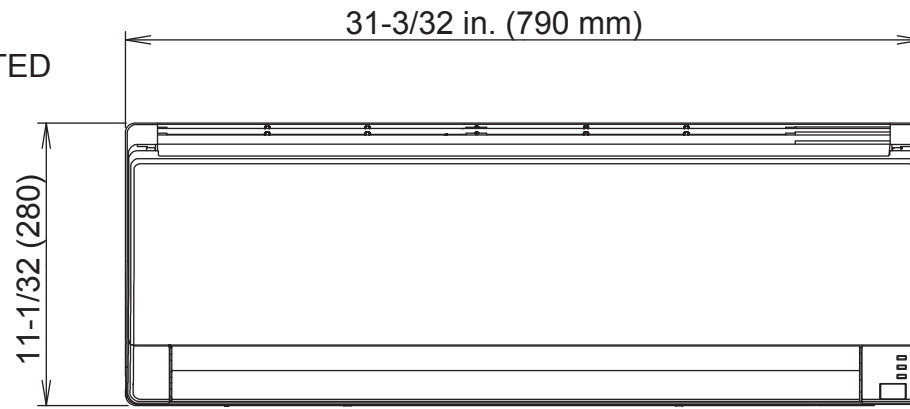
DIMENSIONS H x W x D	7-25/32 x 27-9/16 x 24-13/32 inch (198 x 700 x 620 mm)		
WEIGHT (Thai) Net / Shipping	-	42 lb. / 57 lb. (19 kg / 26 kg)	
WEIGHT (Shanghai) Net / Shipping	37 lb. / 49 lb. (17 / 22)	40 lb. / 51 lb. (18 kg / 23 kg)	

DIMENSIONS

OUTDOOR UNIT

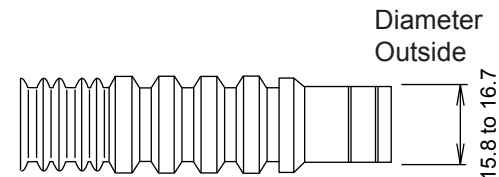
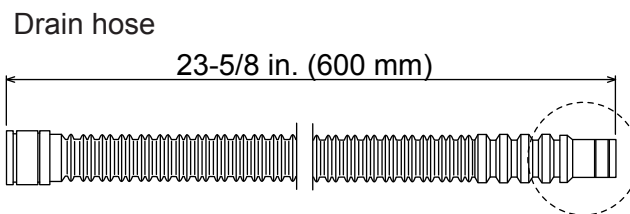
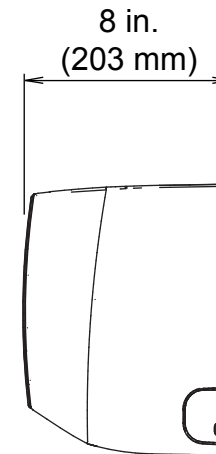
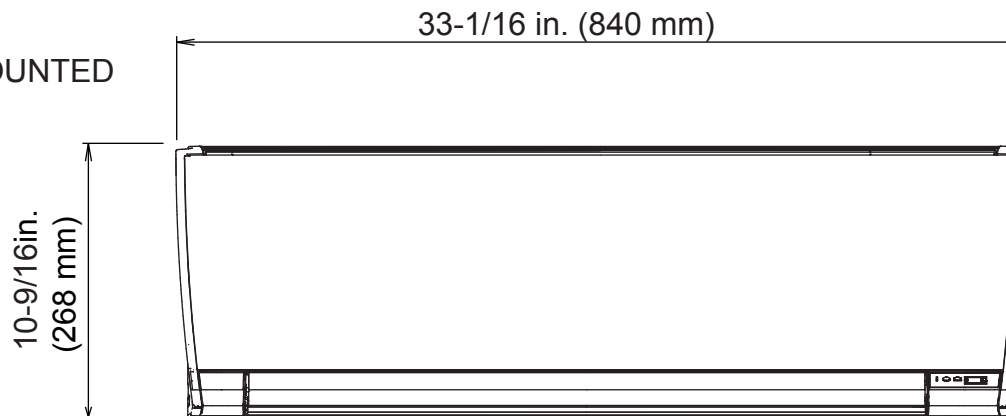


INDOOR UNIT
 COMPACT WALL MOUNTED
 ASU7RLF
 ASU9RLF
 ASU12RLF



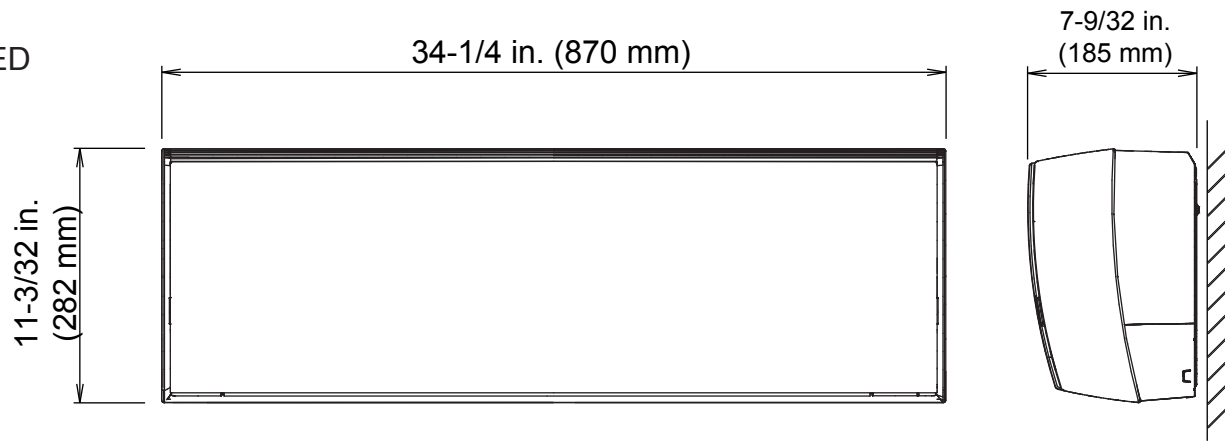
*1: Vertical flap is downward

INDOOR UNIT
 COMPACT WALL MOUNTED
 ASU7RLF1
 ASU9RLF1
 ASU12RLF1

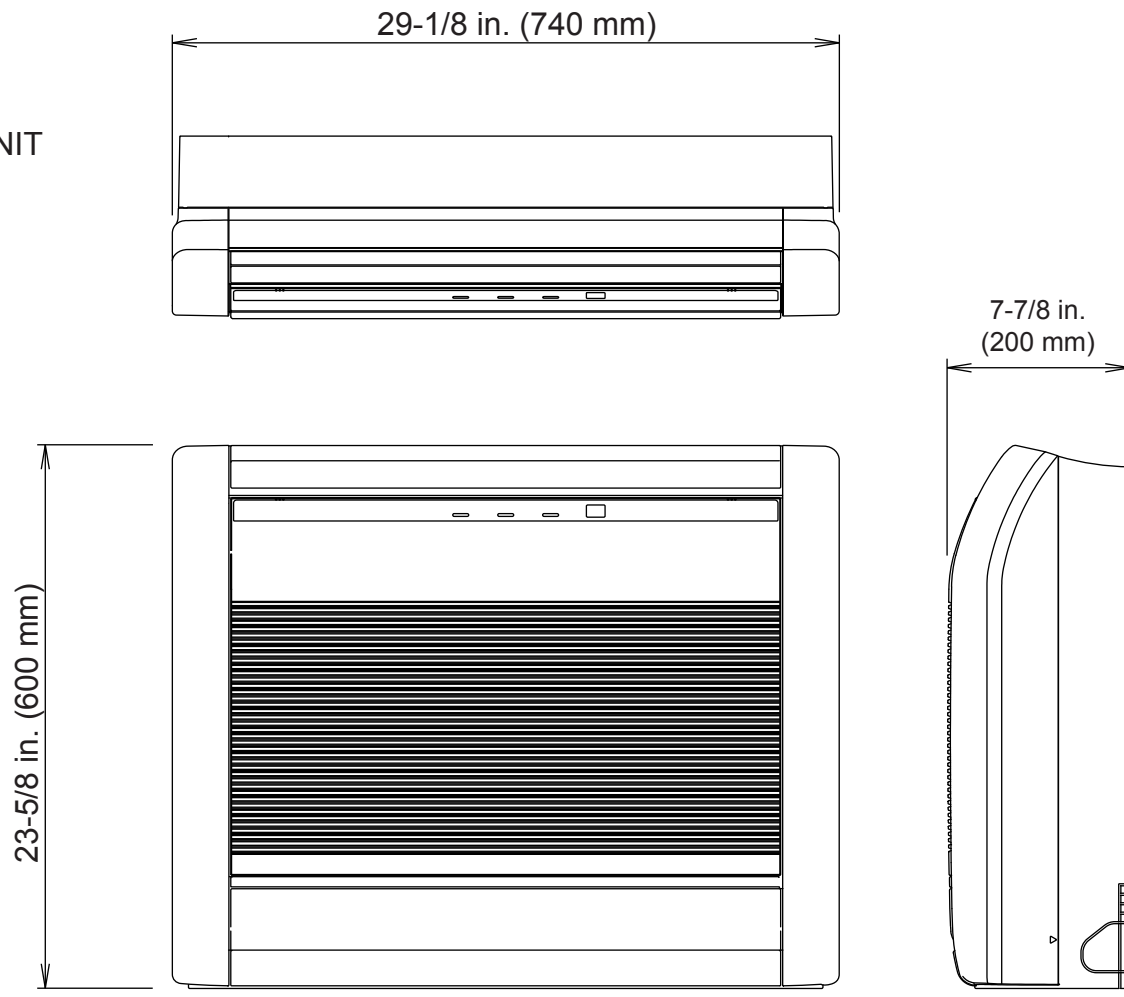


Inside : 13.8 mm

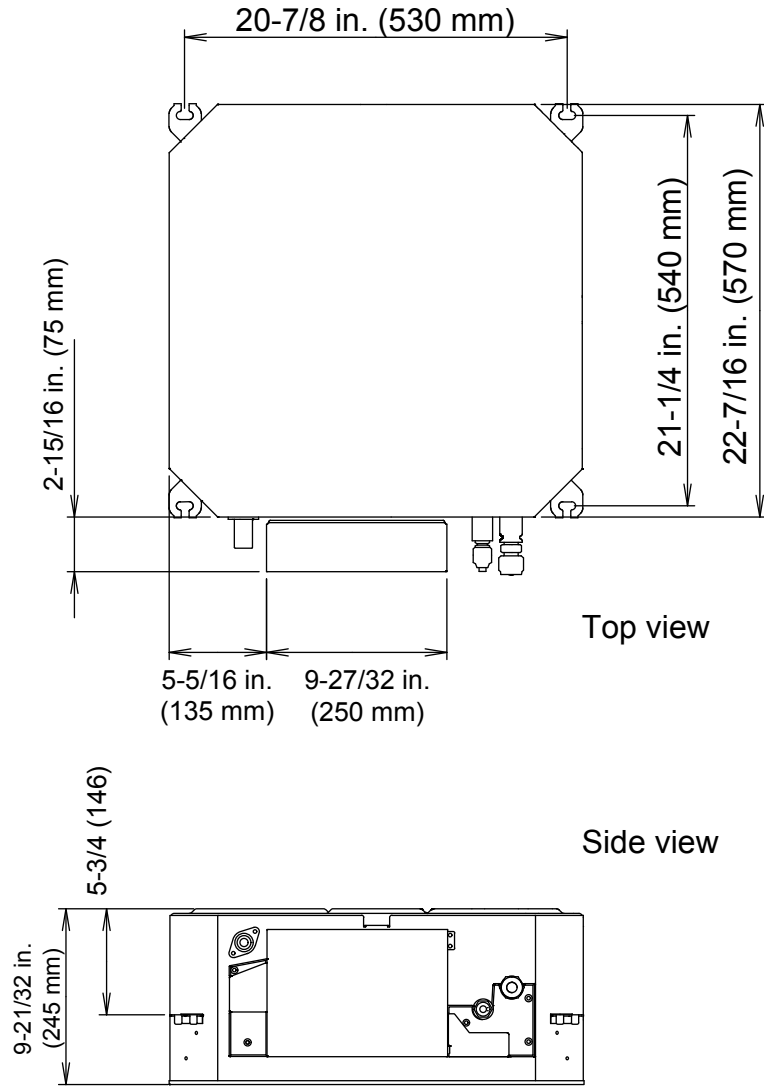
INDOOR UNIT
WALL MOUNTED
ASU9RLS2
ASU12RLS2



INDOOR UNIT
FLOOR
AGU9RLF
AGU12RLF
AGU15RLF



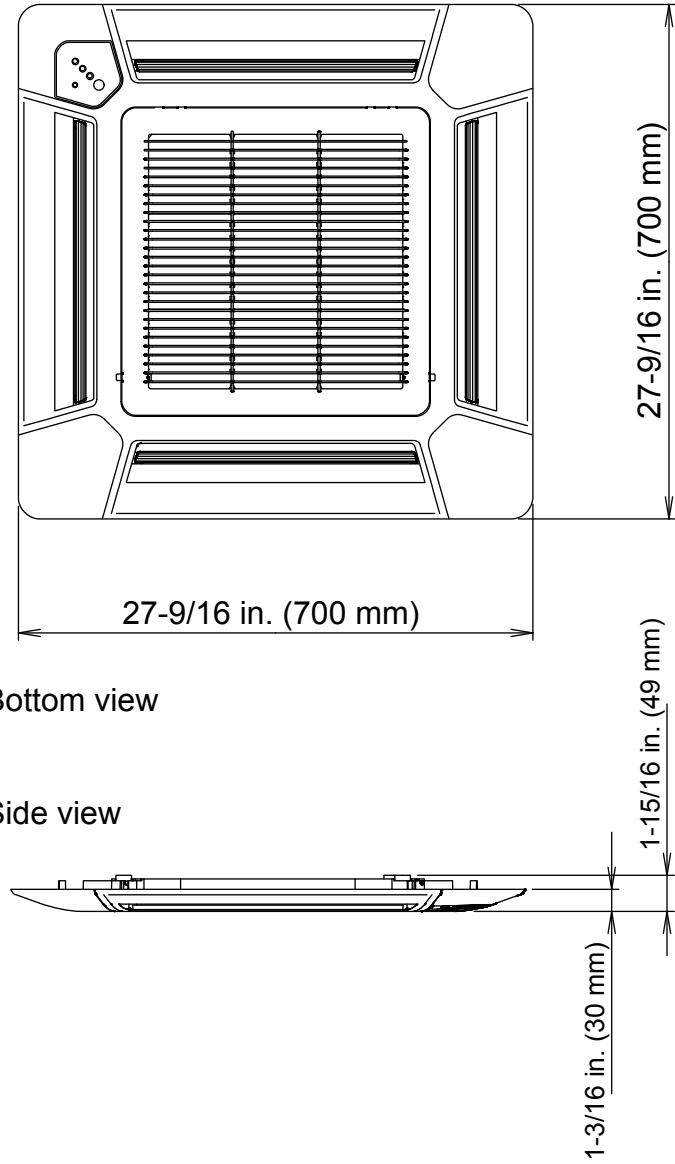
INDOOR UNIT
 COMPACT CASSETTE
 AUU7RLF
 AUU9RLF
 AUU12RLF



Top view

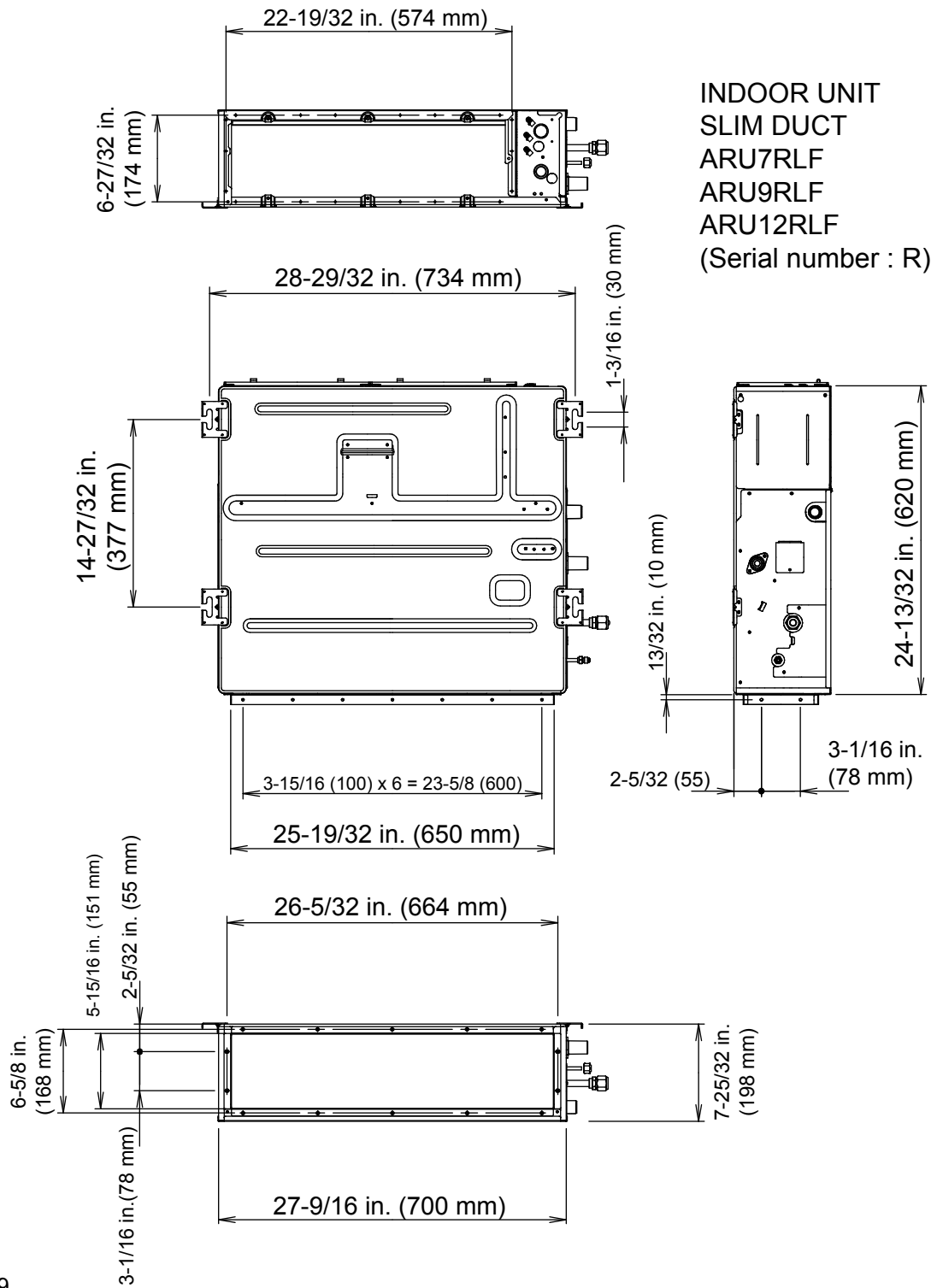
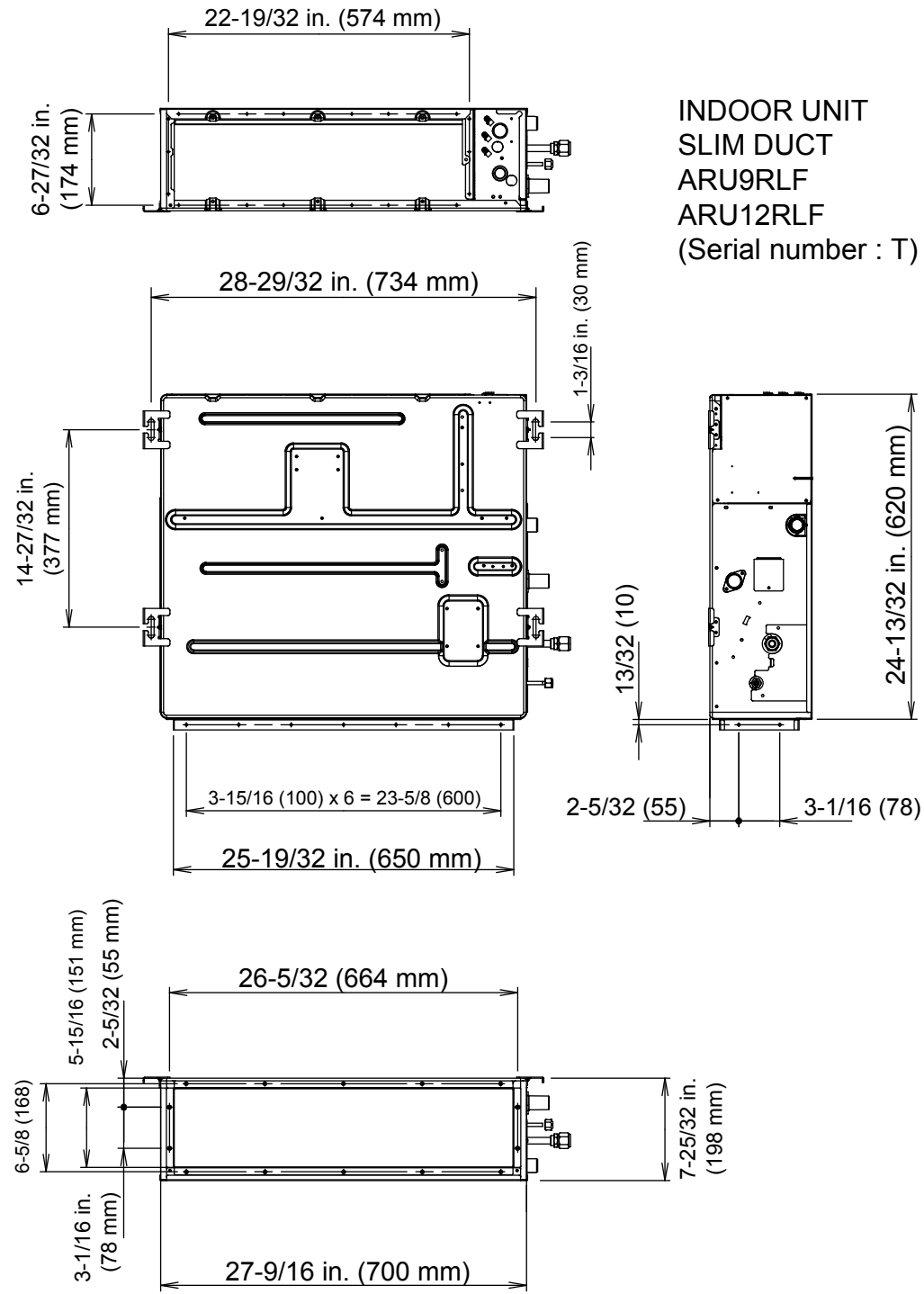
Side view

DECORATION PANEL
 UTG-CCGF

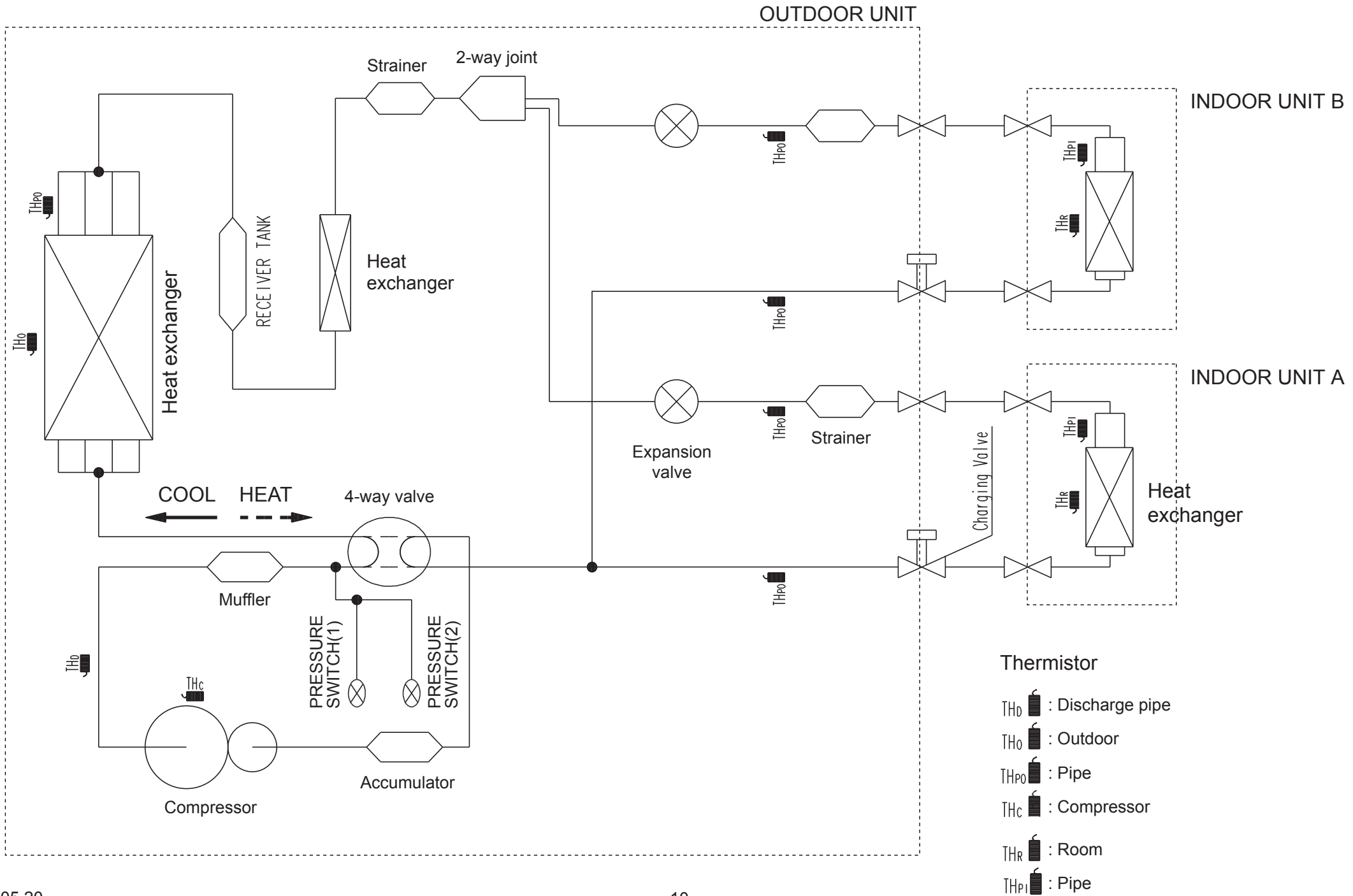


Bottom view

Side view

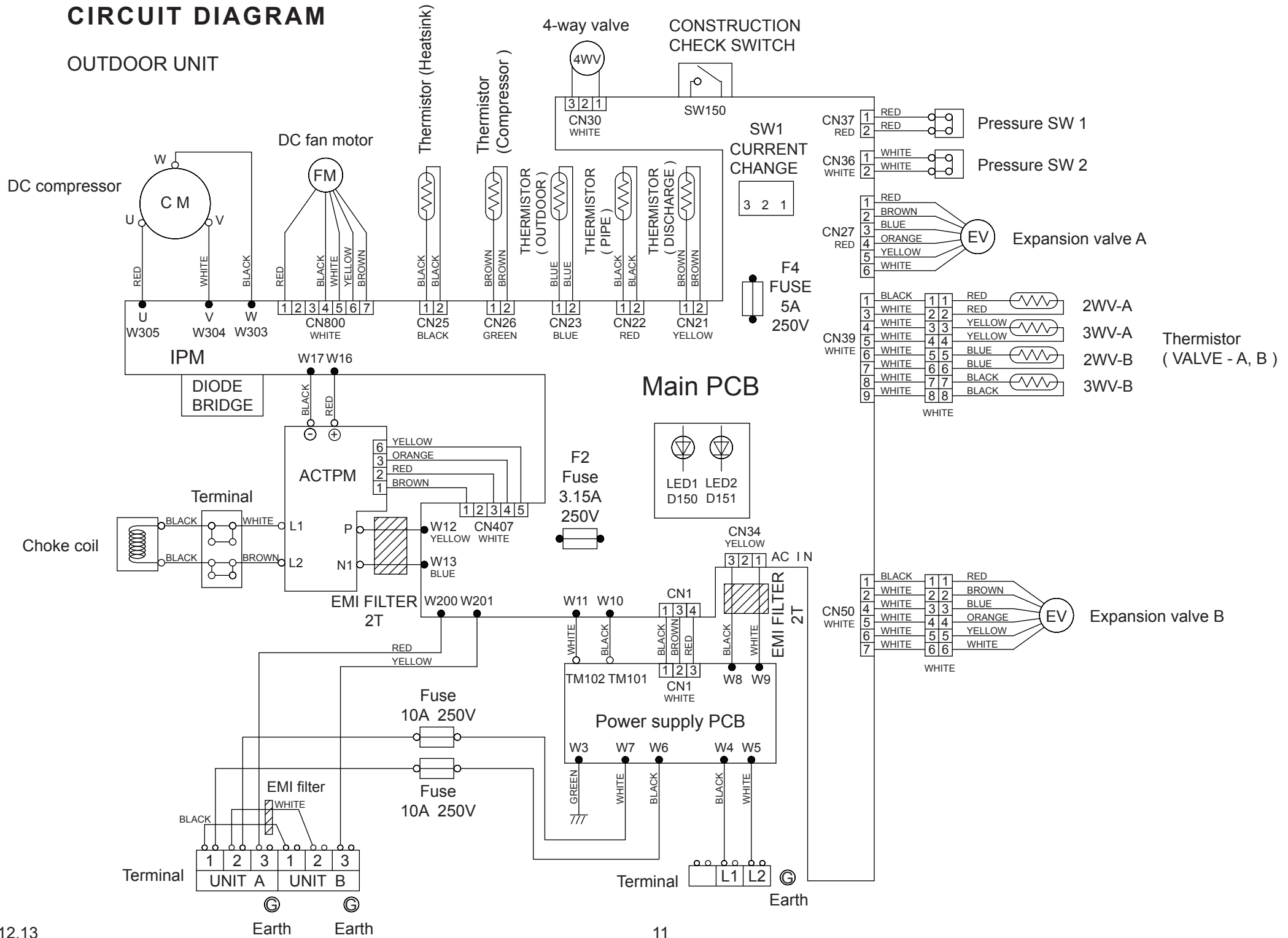


REFRIGERANT SYSTEM DIAGRAM



CIRCUIT DIAGRAM

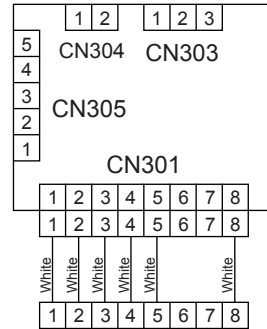
OUTDOOR UNIT



INDOOR UNIT
COMPACT WALL MOUNTED
ASU7RLF
ASU9RLF
ASU12RLF

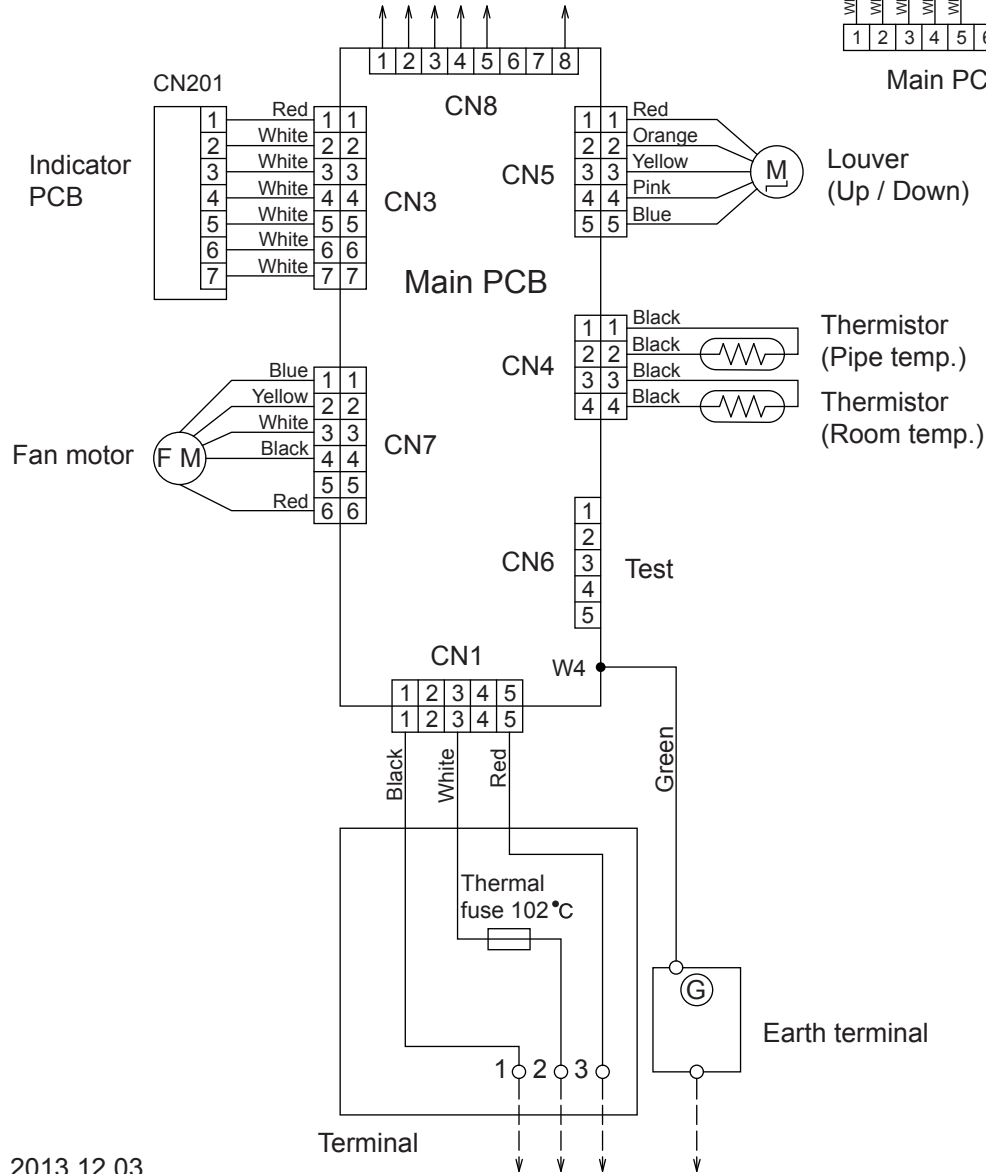
COMMUNICATION KIT
UTY-XCBXZ1
Communication PCB

External out (Option)
External in (Option)

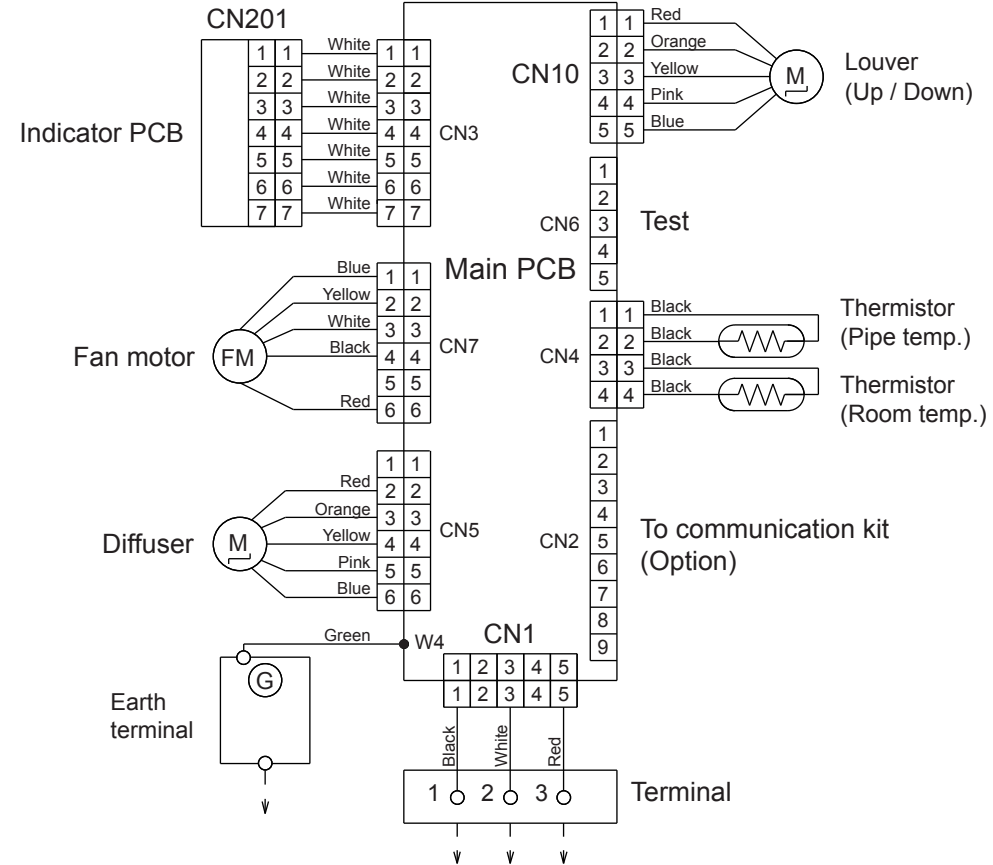


Remote control (Option)

To communication PCB (Option)

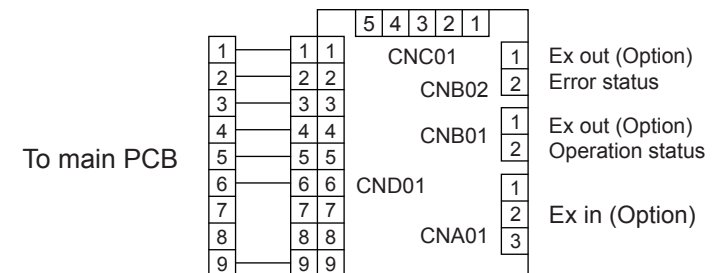


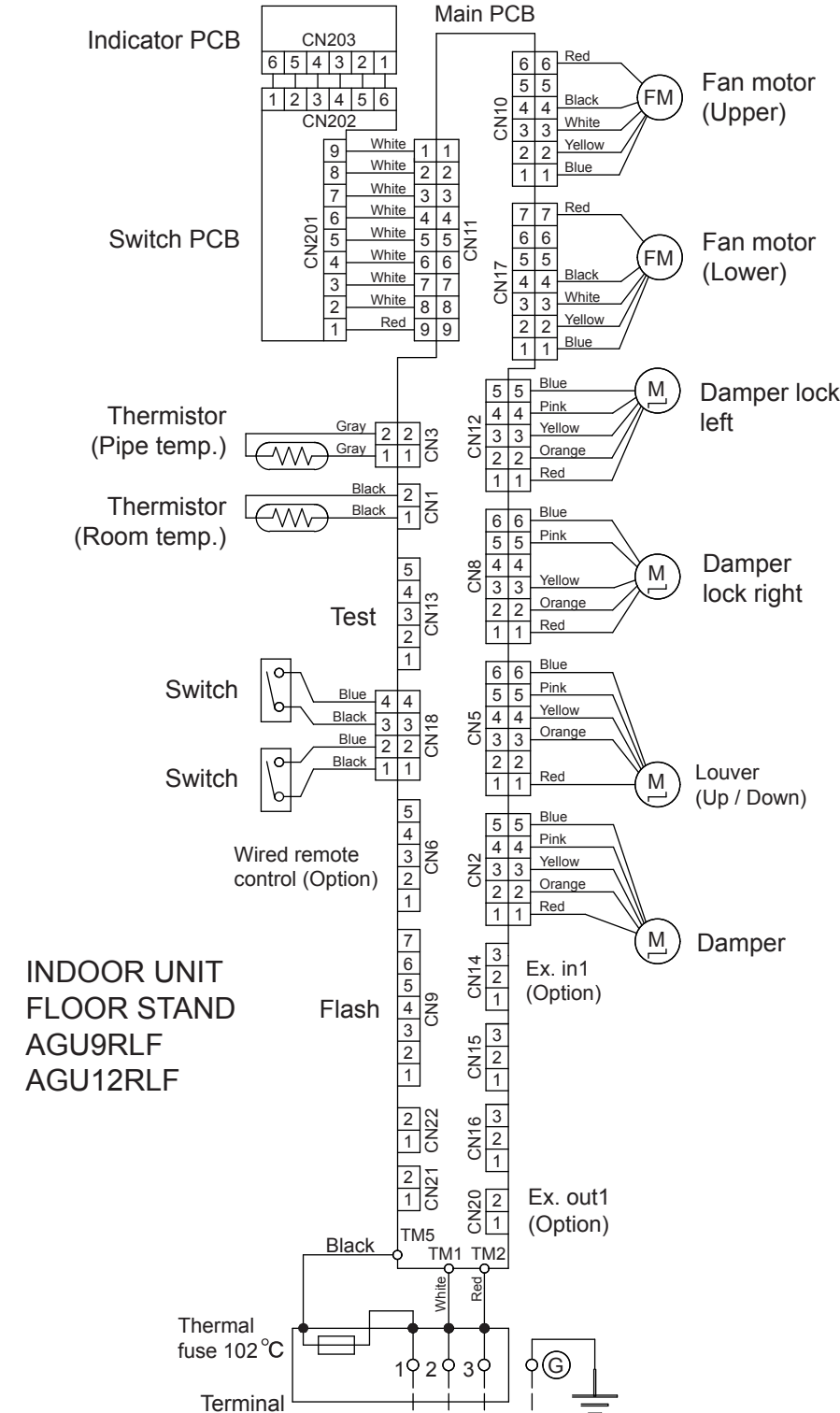
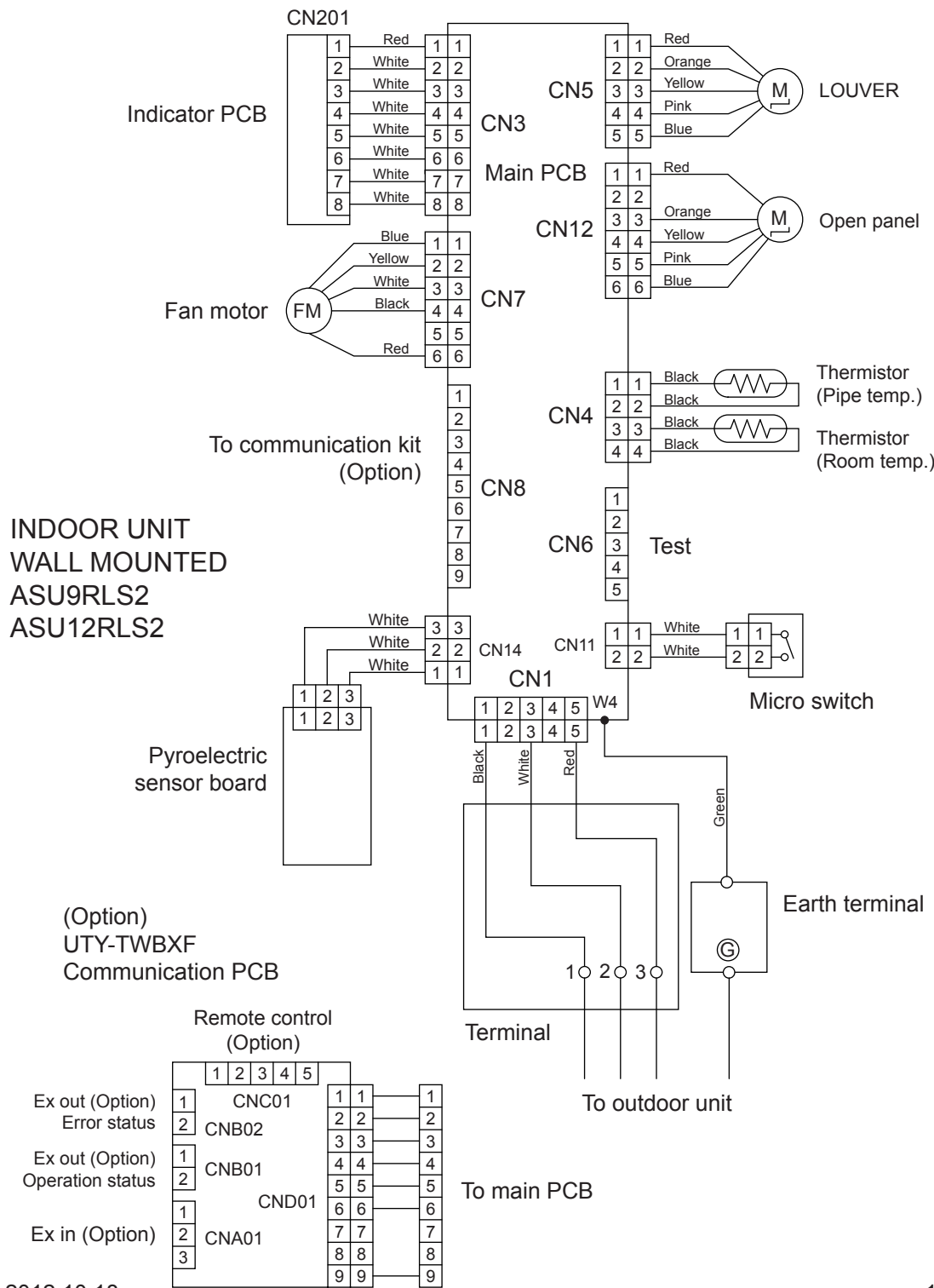
INDOOR UNIT
COMPACT WALL MOUNTED
ASU7RLF1
ASU9RLF1
ASU12RLF1



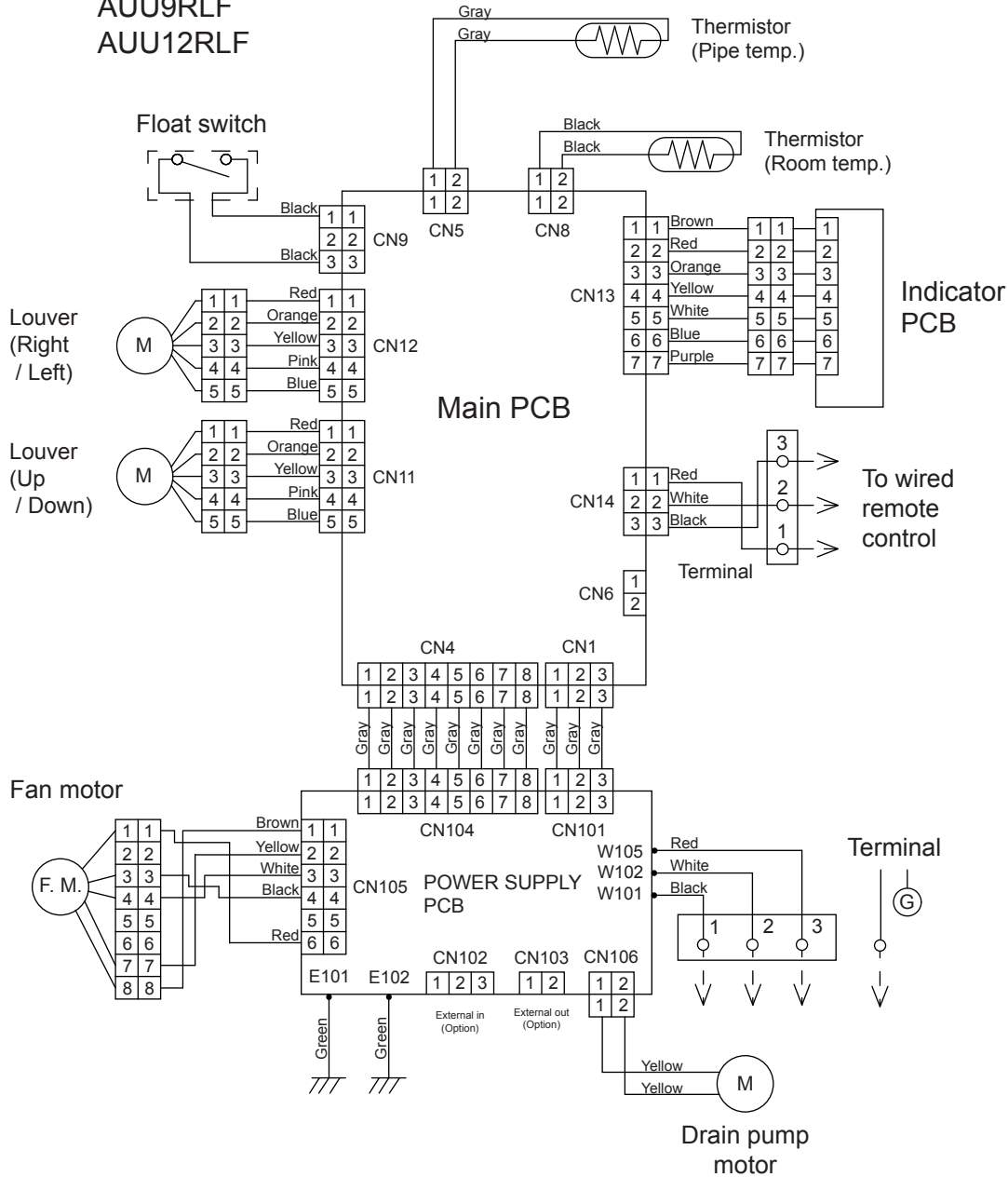
(Option)
UTY-TWBXF
Communication PCB

Remote control (Option)

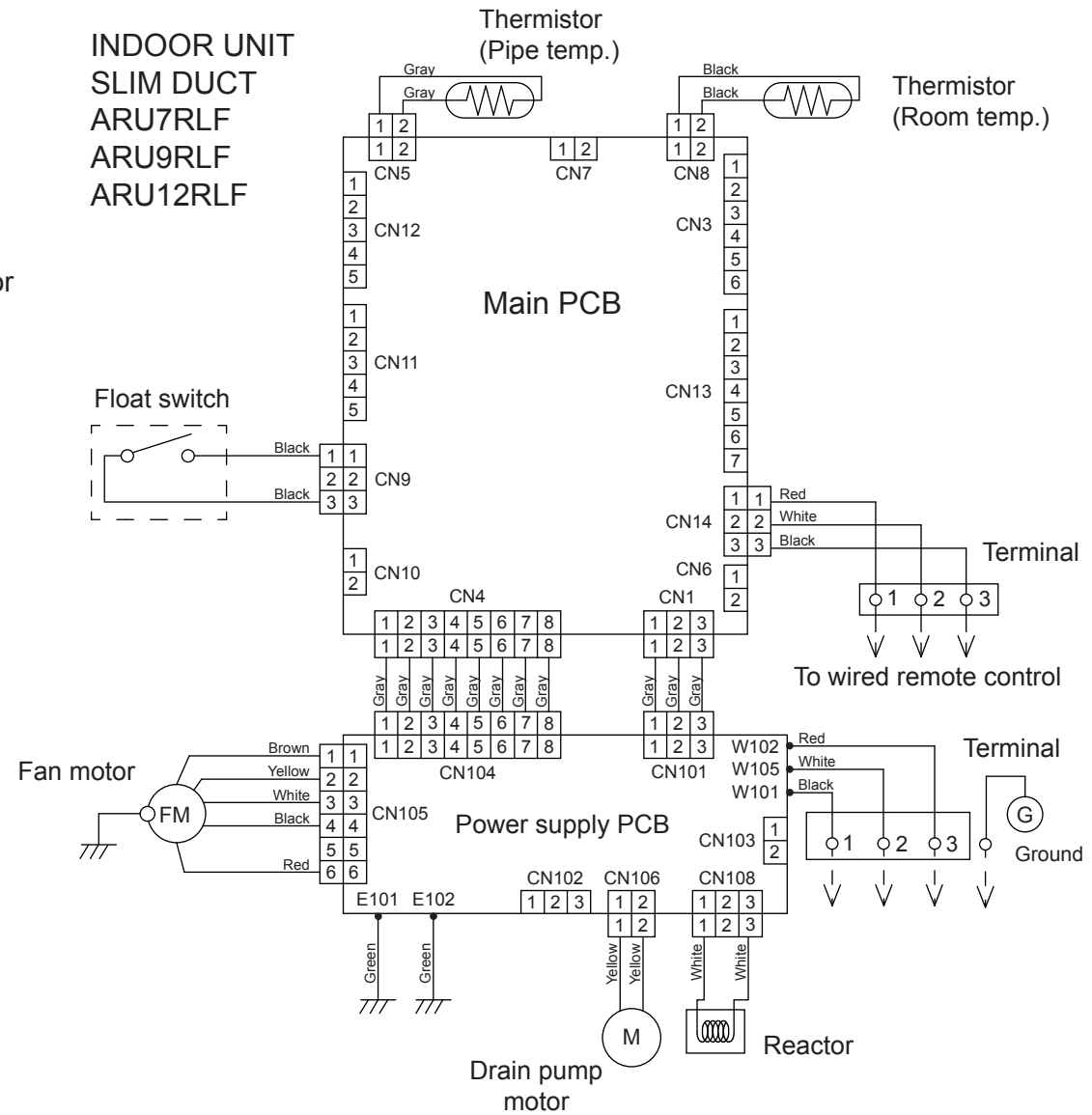




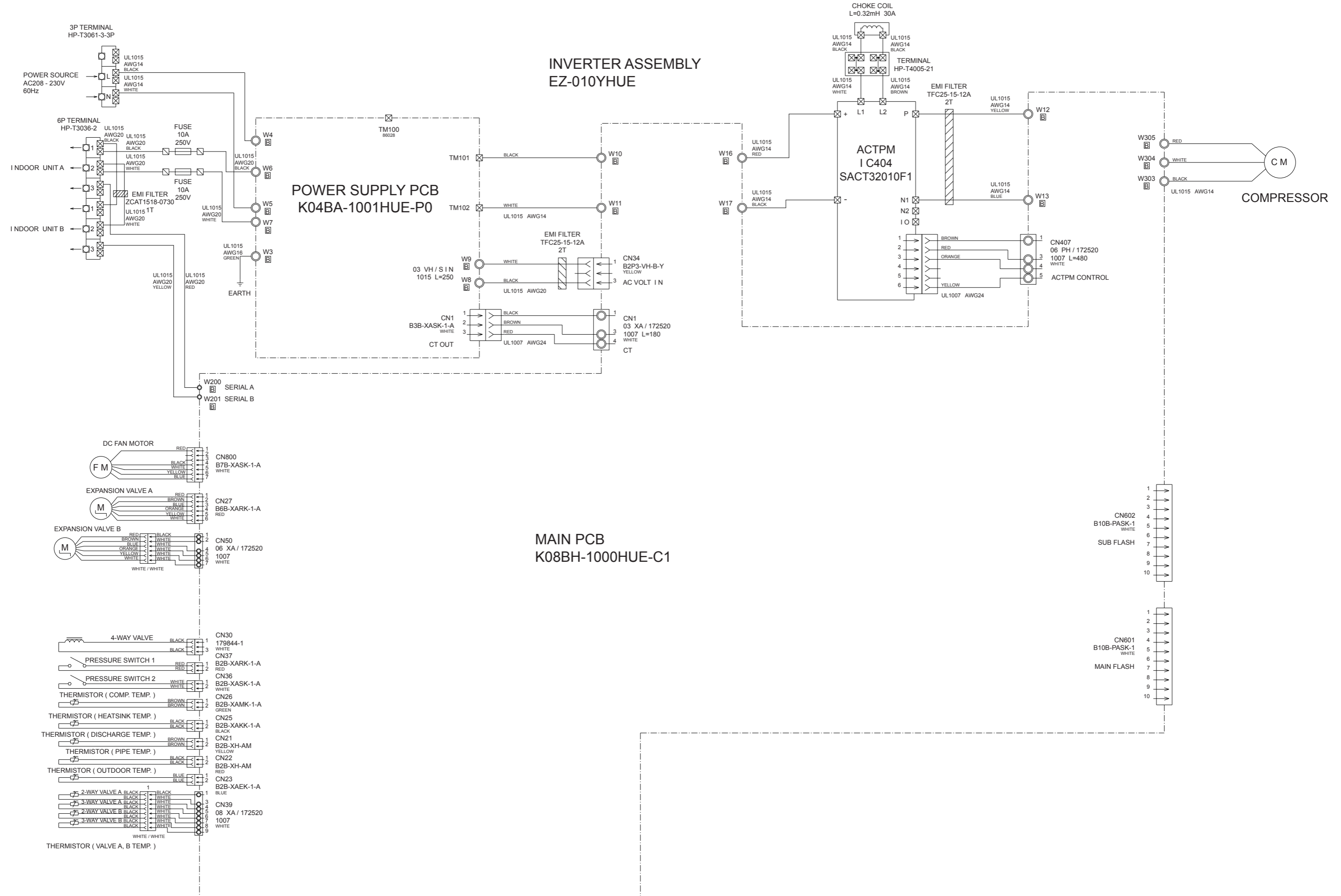
INDOOR UNIT
 COMPACT CASSETTE
 AUU7RLF
 AUU9RLF
 AUU12RLF



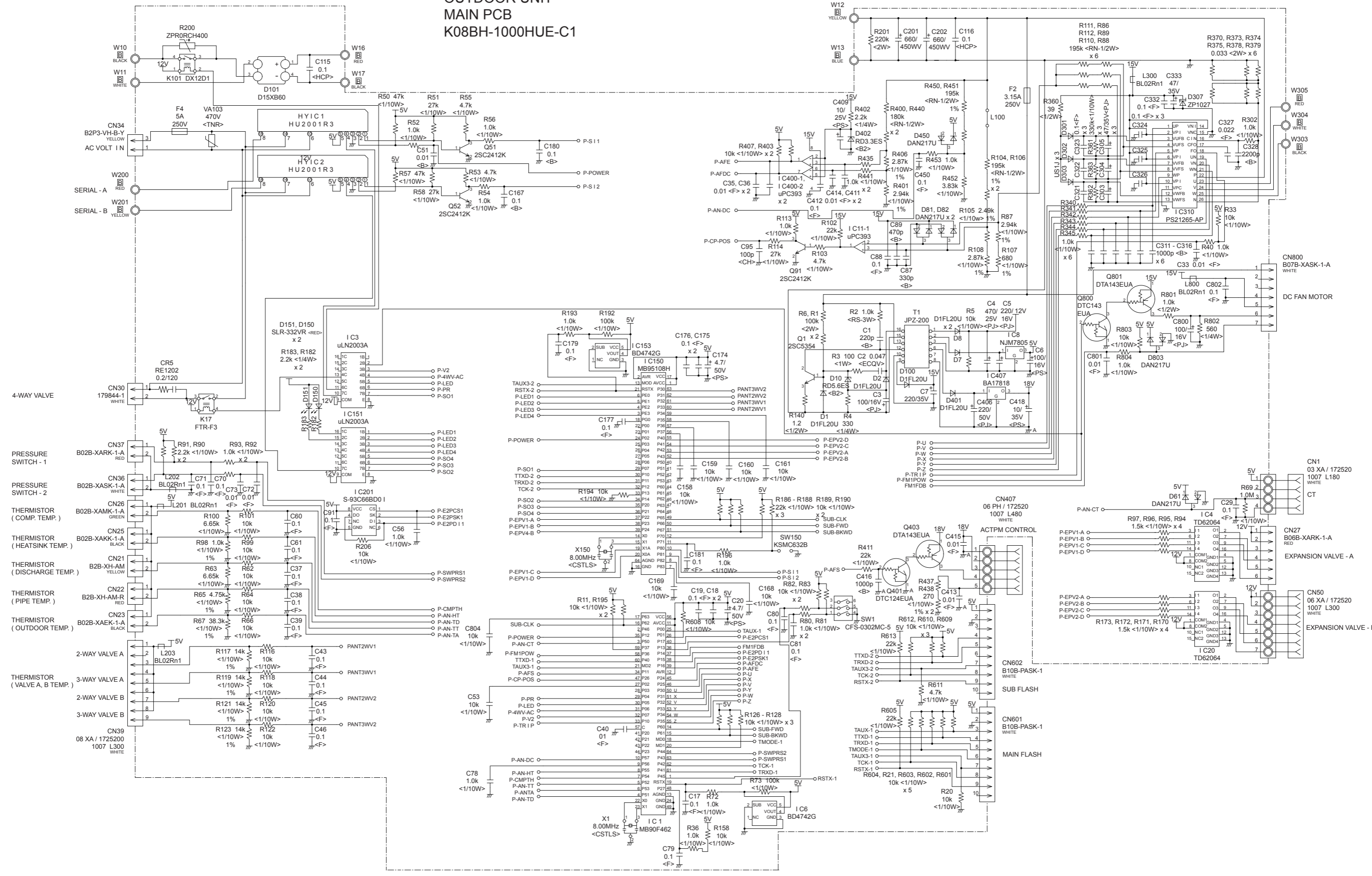
INDOOR UNIT
 SLIM DUCT
 ARU7RLF
 ARU9RLF
 ARU12RLF



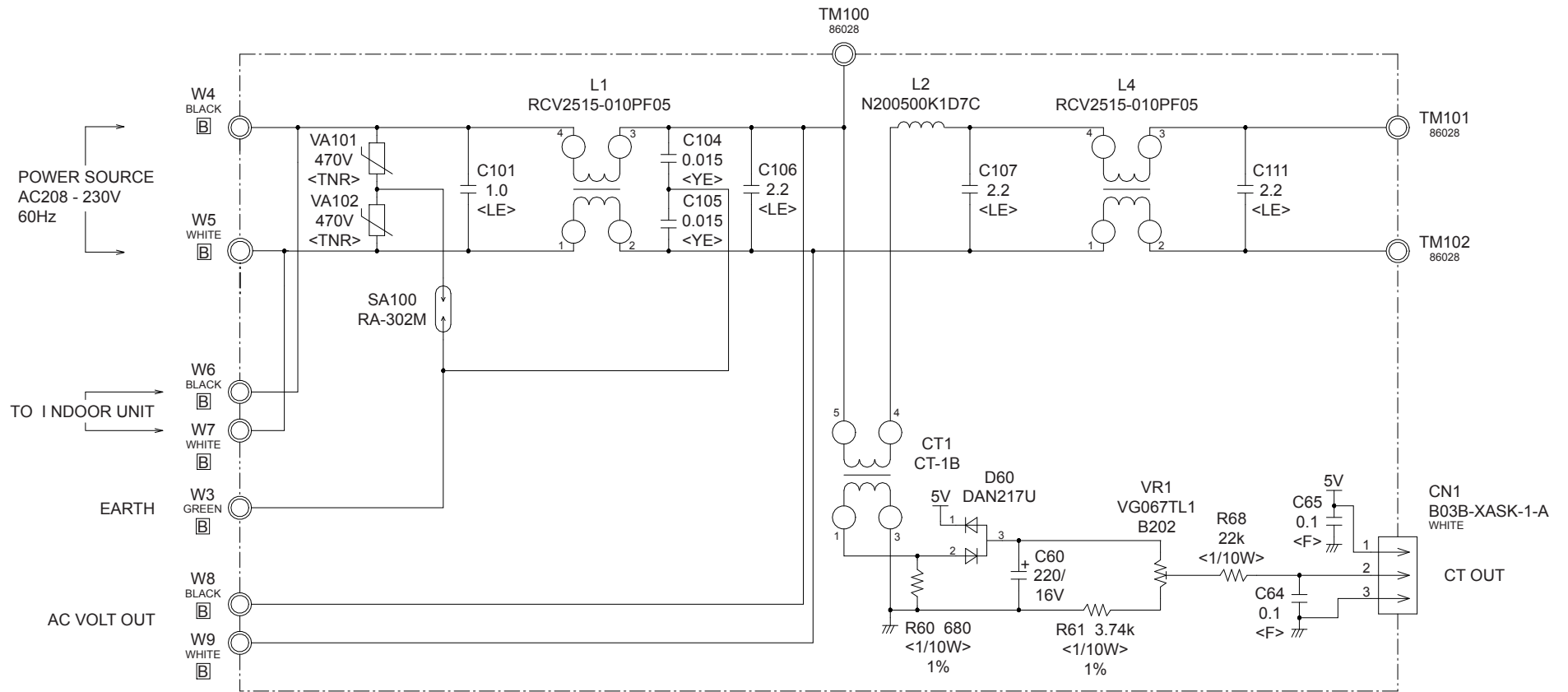
OUTDOOR PCB CIRCUIT DIAGRAM



OUTDOOR UNIT MAIN PCB K08BH-1000HUE-C1

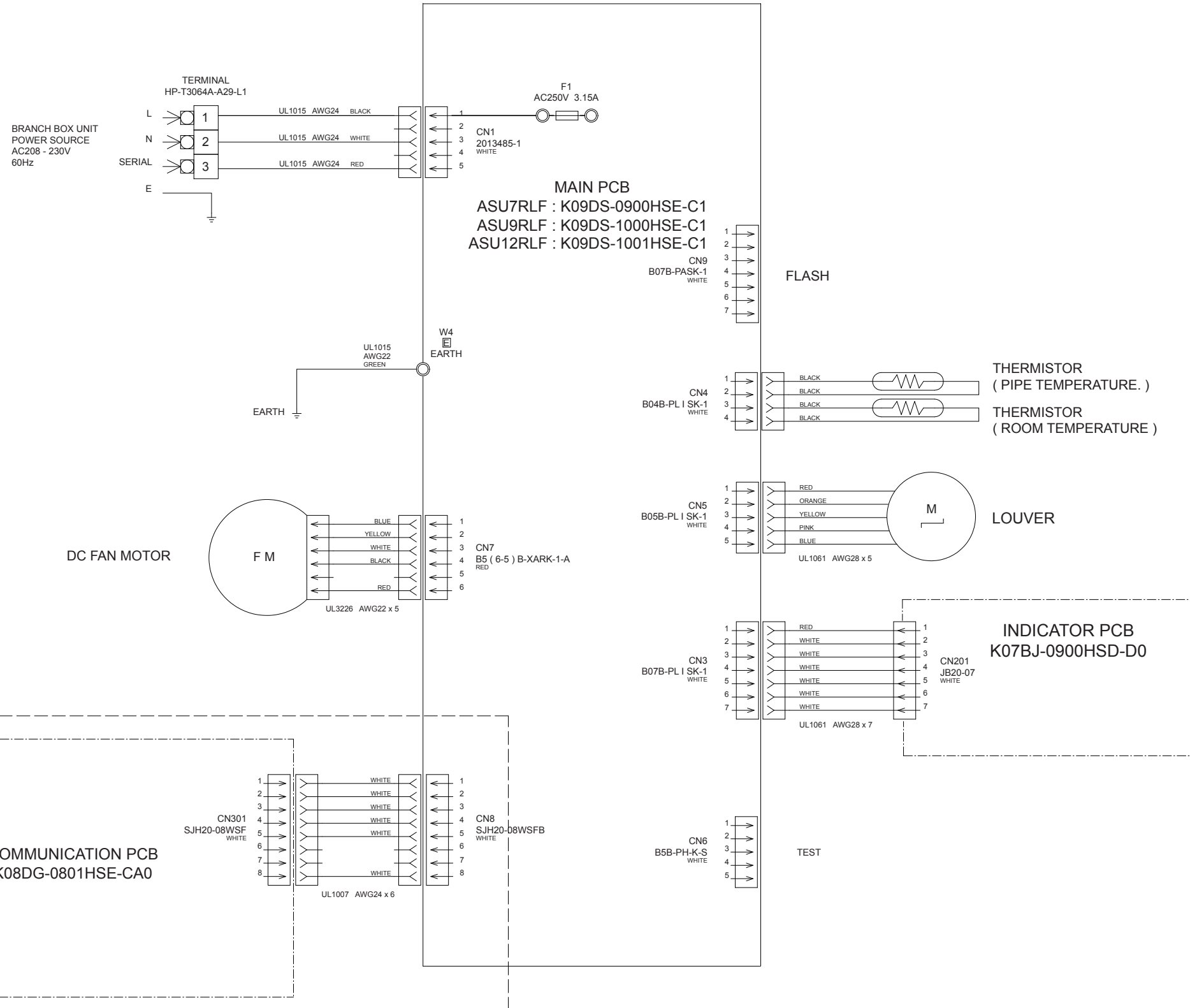


OUTDOOR UNIT
POWER SUPPLY PCB
K04BA-1001HUE-P0

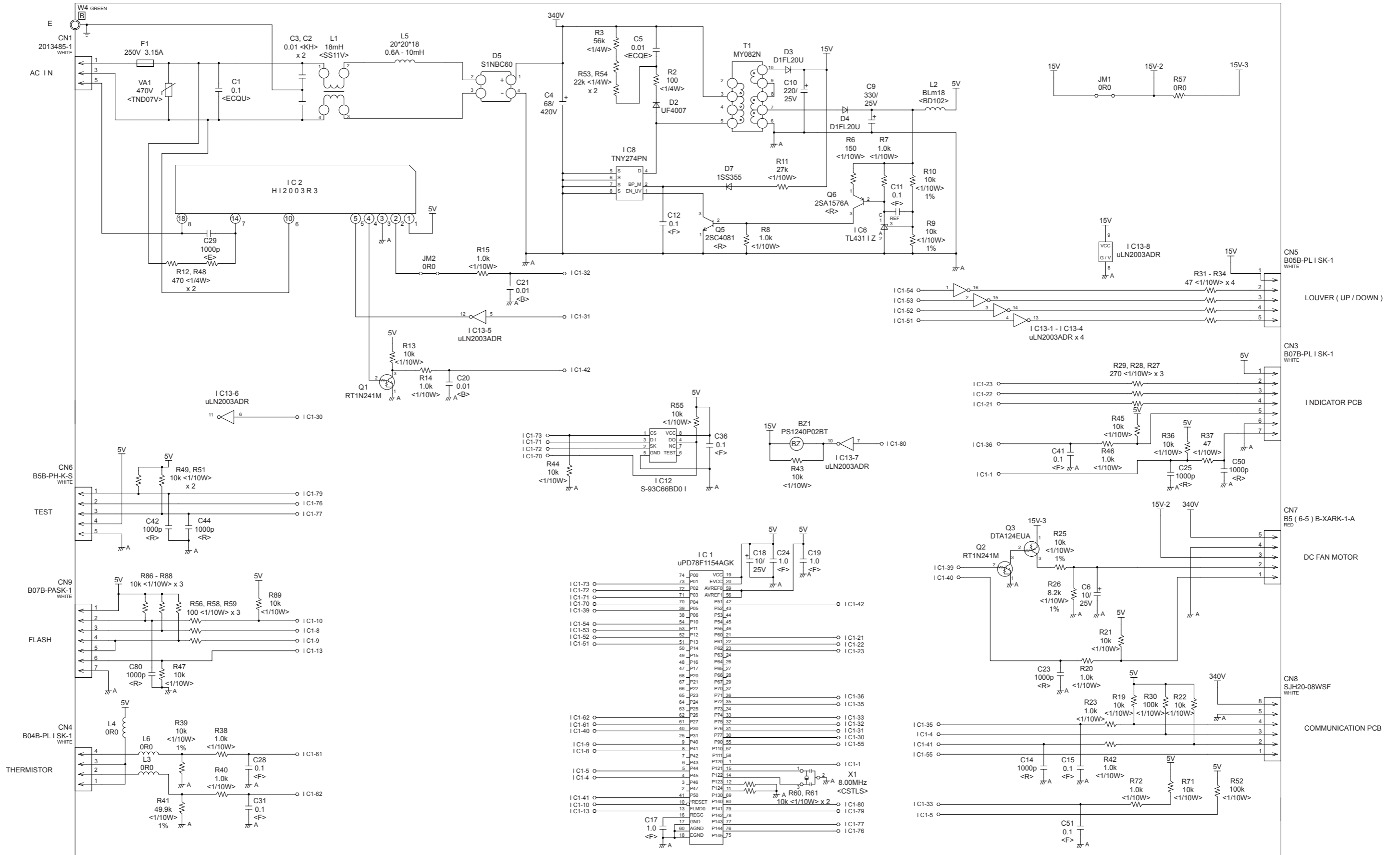


INDOOR PCB CIRCUIT DIAGRAM

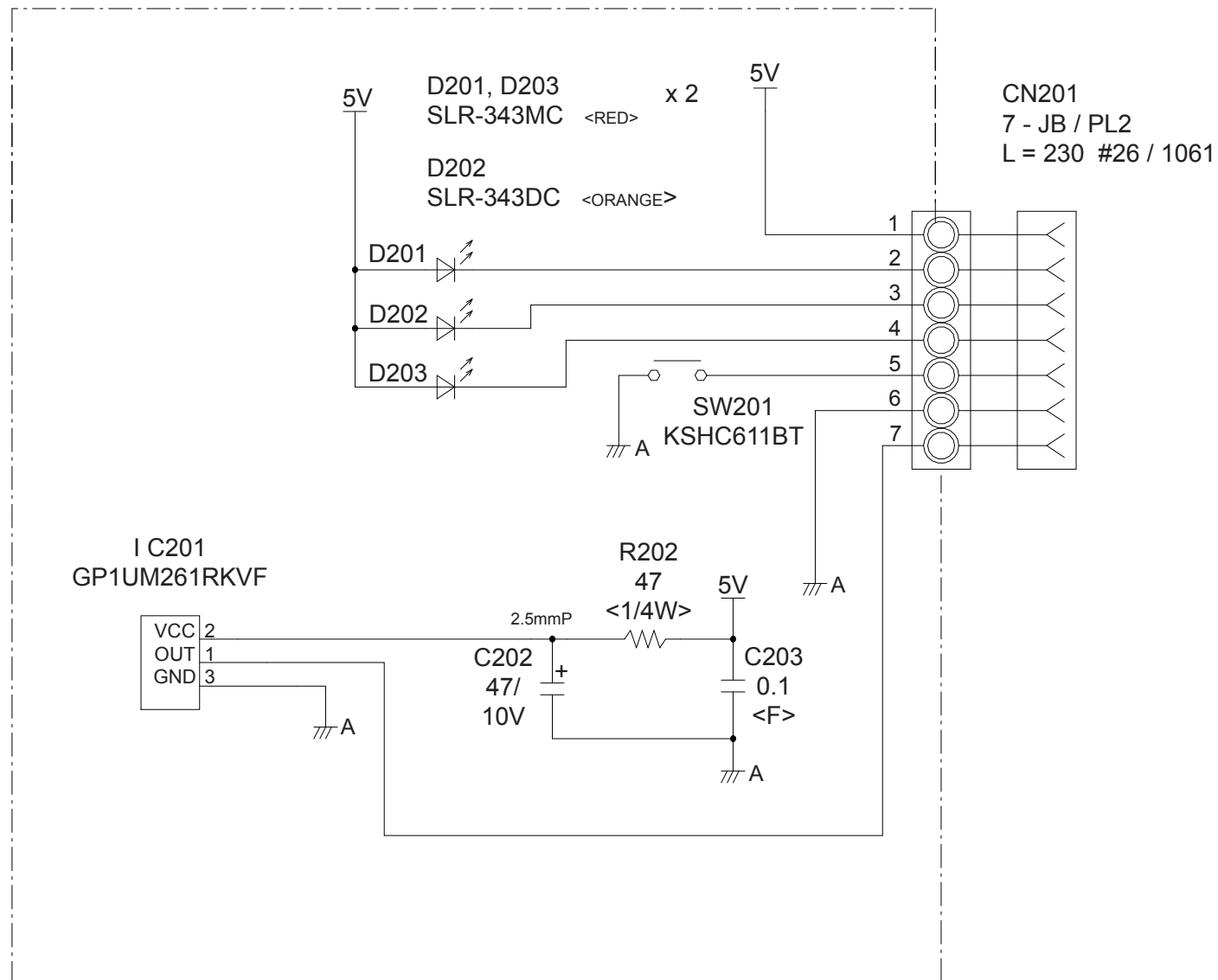
COMPACT WALL MOUNTED
CONTROL UNIT
ASU7RLF : EZ-0090CHSE
ASU9RLF : EZ-0102HSE
ASU12RLF : EZ-0103HSE



INDOOR UNIT
 COMPACT WALL MOUNTED
 MAIN PCB
 ASU7RLF : K09DS-0900HSE-C1
 ASU9RLF : K09DS-1000HSE-C1
 ASU12RLF : K09DS-1001HSE-C1

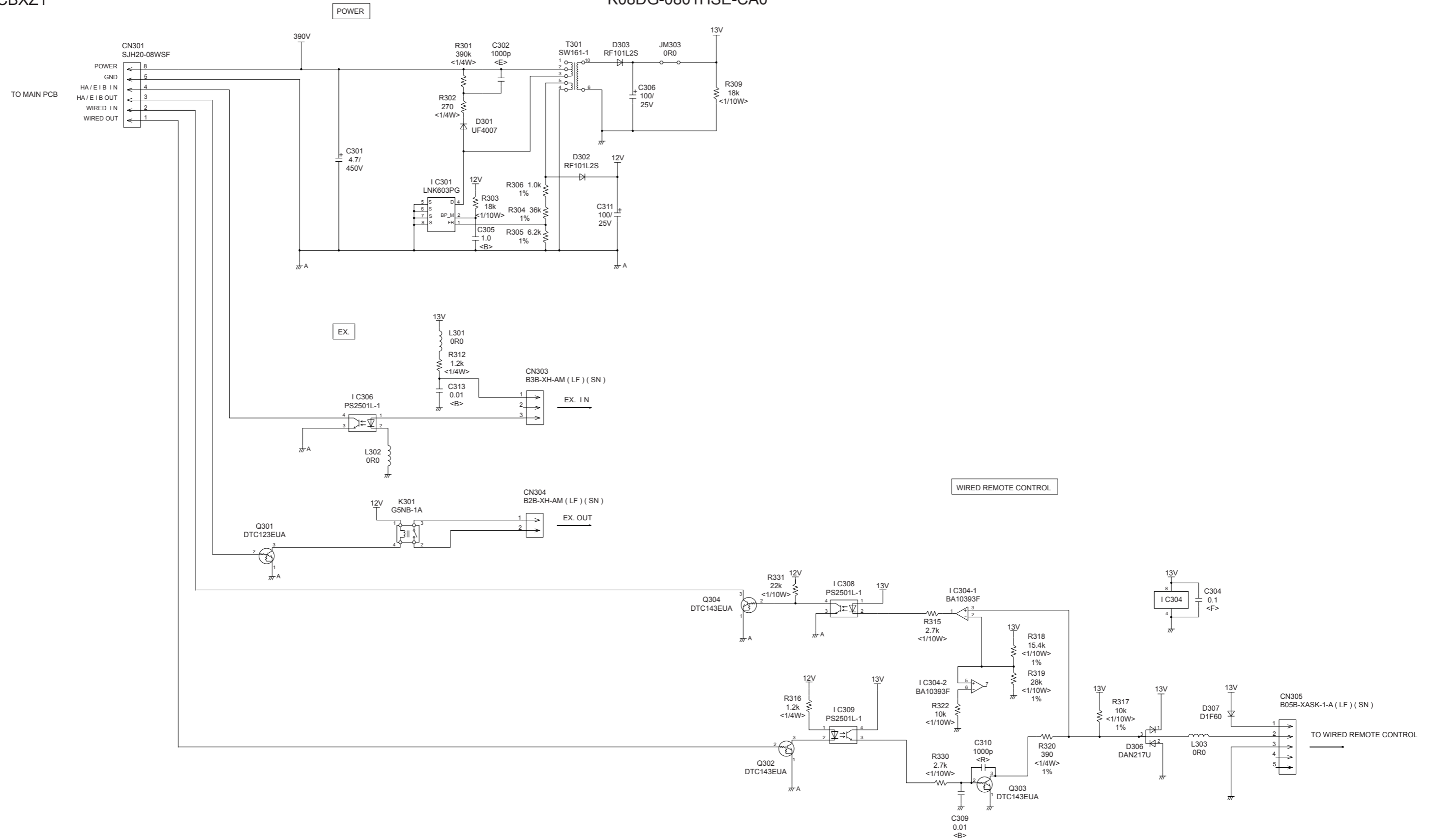


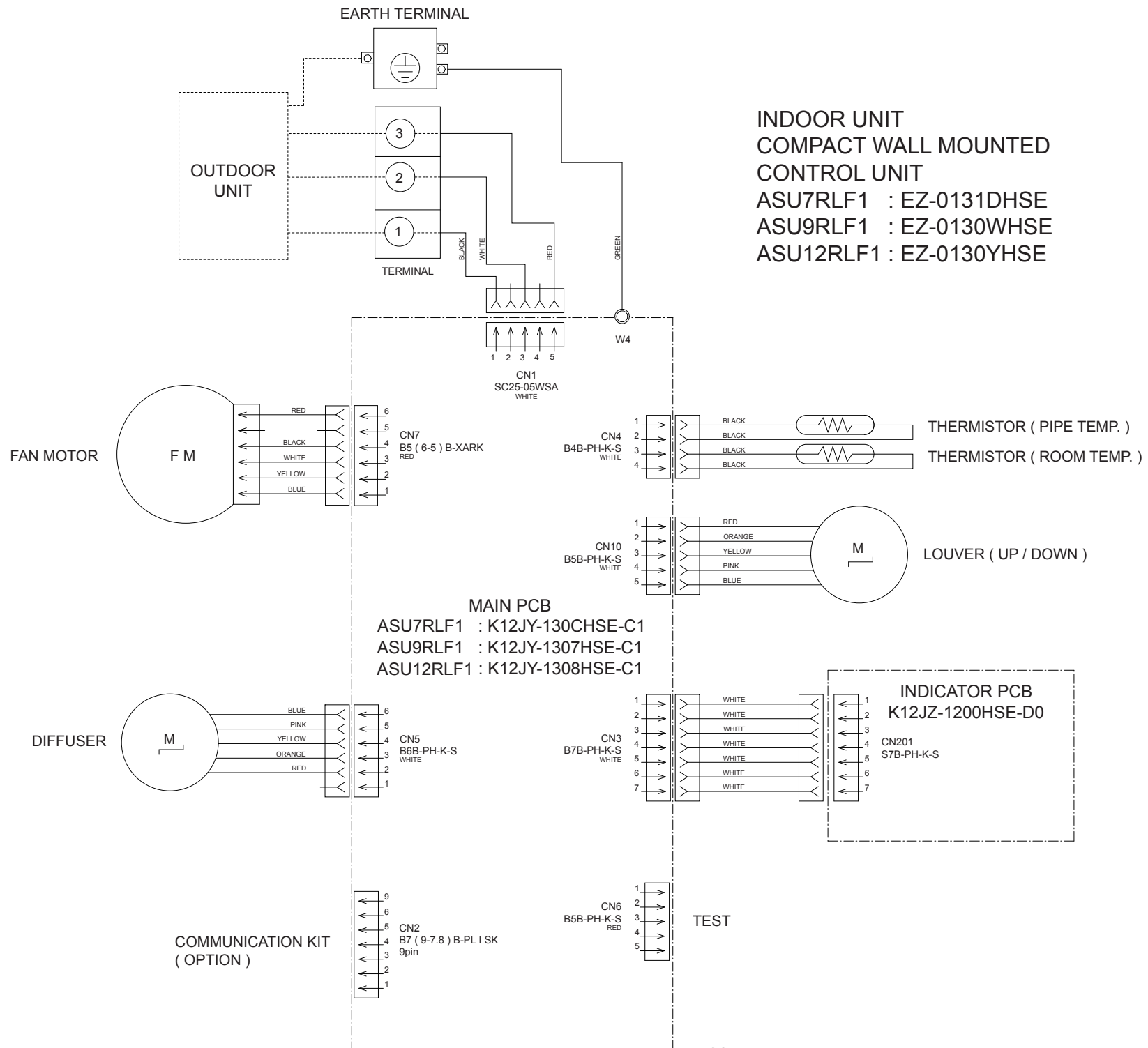
INDOOR UNIT
 COMPACT WALL MOUNTED
 ASU7RLF
 ASU9RLF
 ASU12RLF
 INDICATOR PCB
 K07BJ-0900HSD-D0



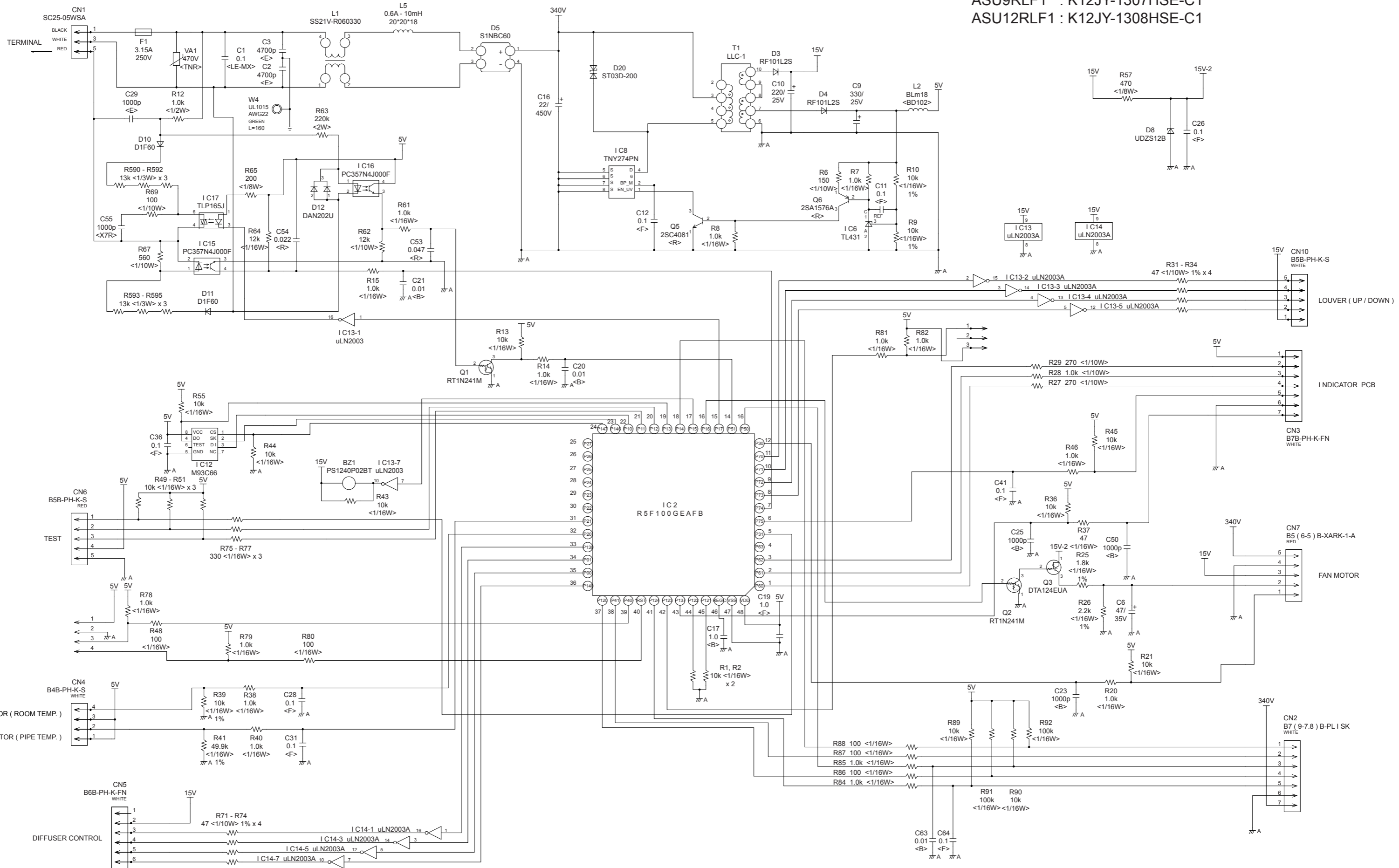
COMMUNICATION KIT
UTY-XCBXZ1

COMMUNICATION PCB
K08DG-0801HSE-CA0

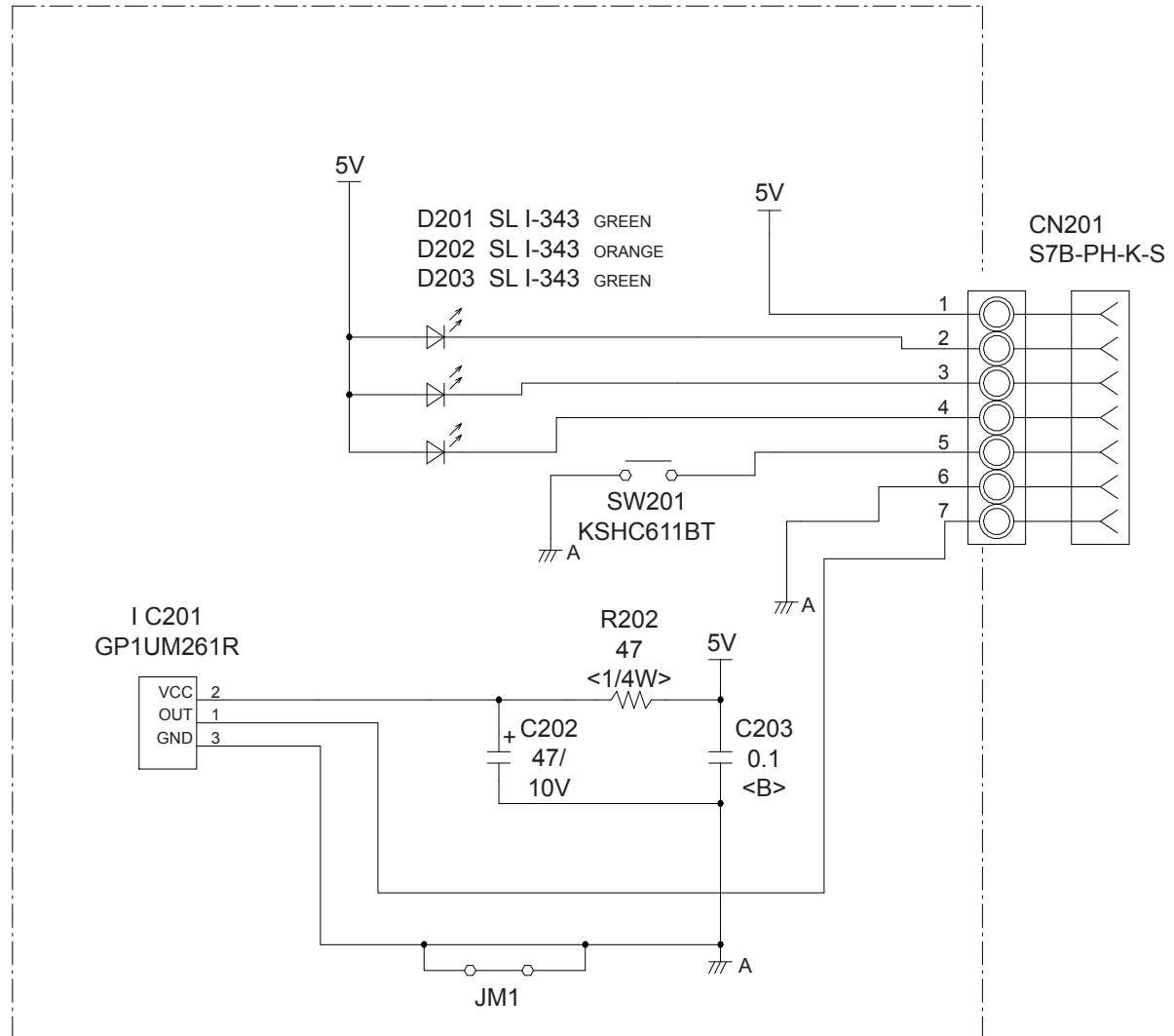




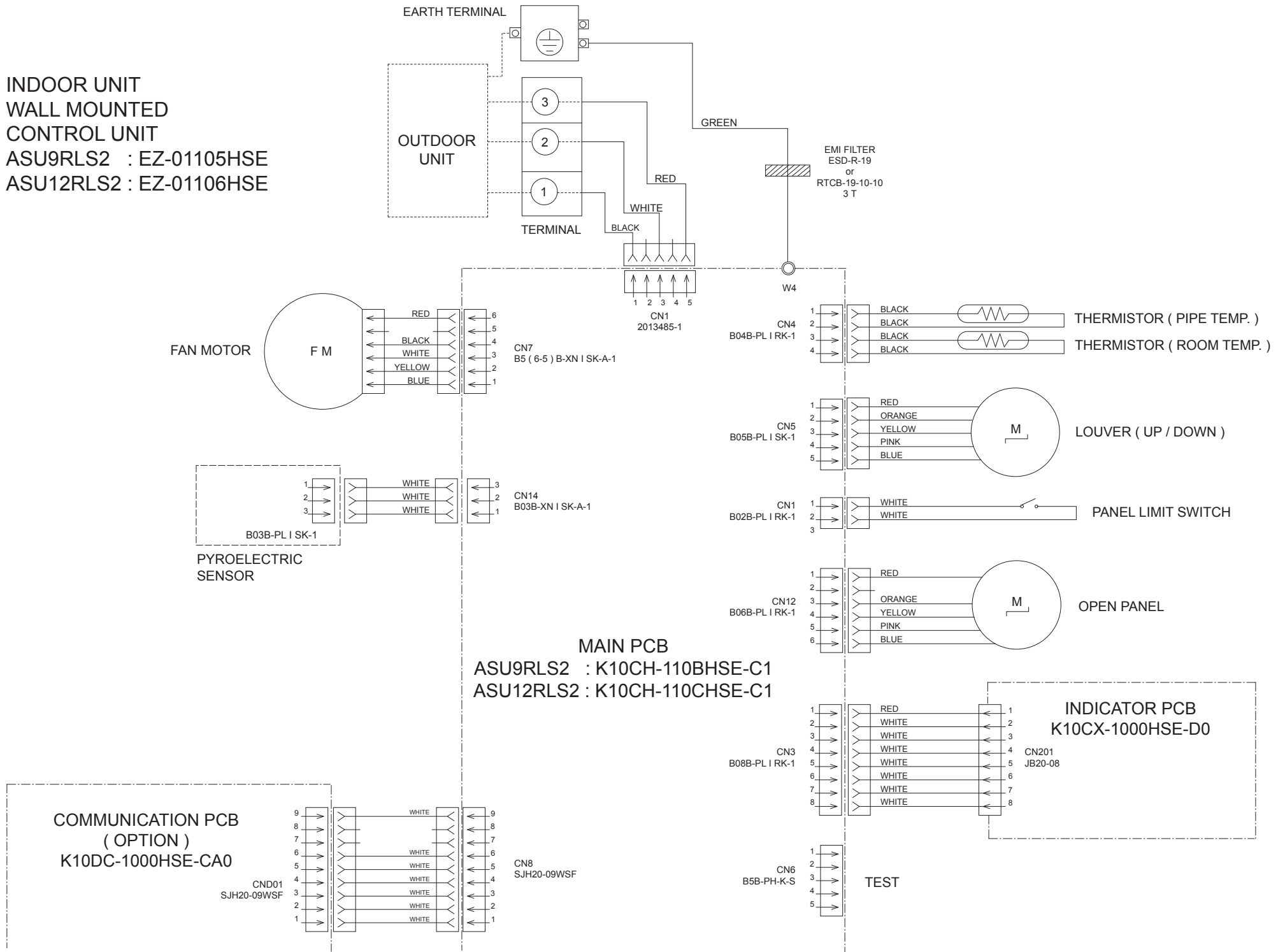
INDOOR UNIT
WALL MOUNTED
MAIN PCB
ASU7RLF1 : K12JY-130CHSE-C1
ASU9RLF1 : K12JY-1307HSE-C1
ASU12RLF1 : K12JY-1308HSE-C1

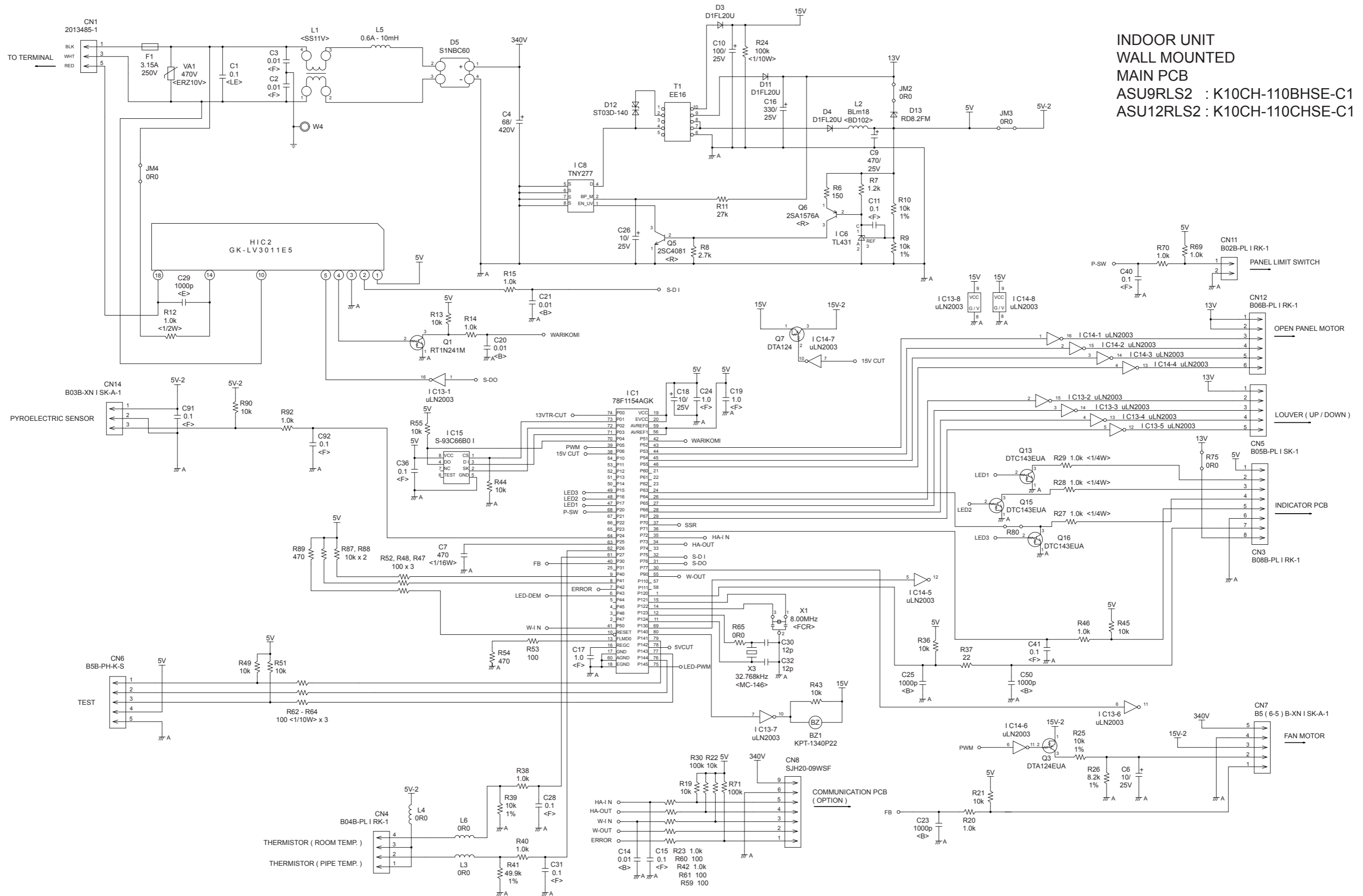


INDOOR UNIT
 COMPACT WALL MOUNTED
 ASU7RLF1
 ASU9RLF1
 ASU12RLF1
 INDICATOR PCB
 K12JZ-1200HSE-D0



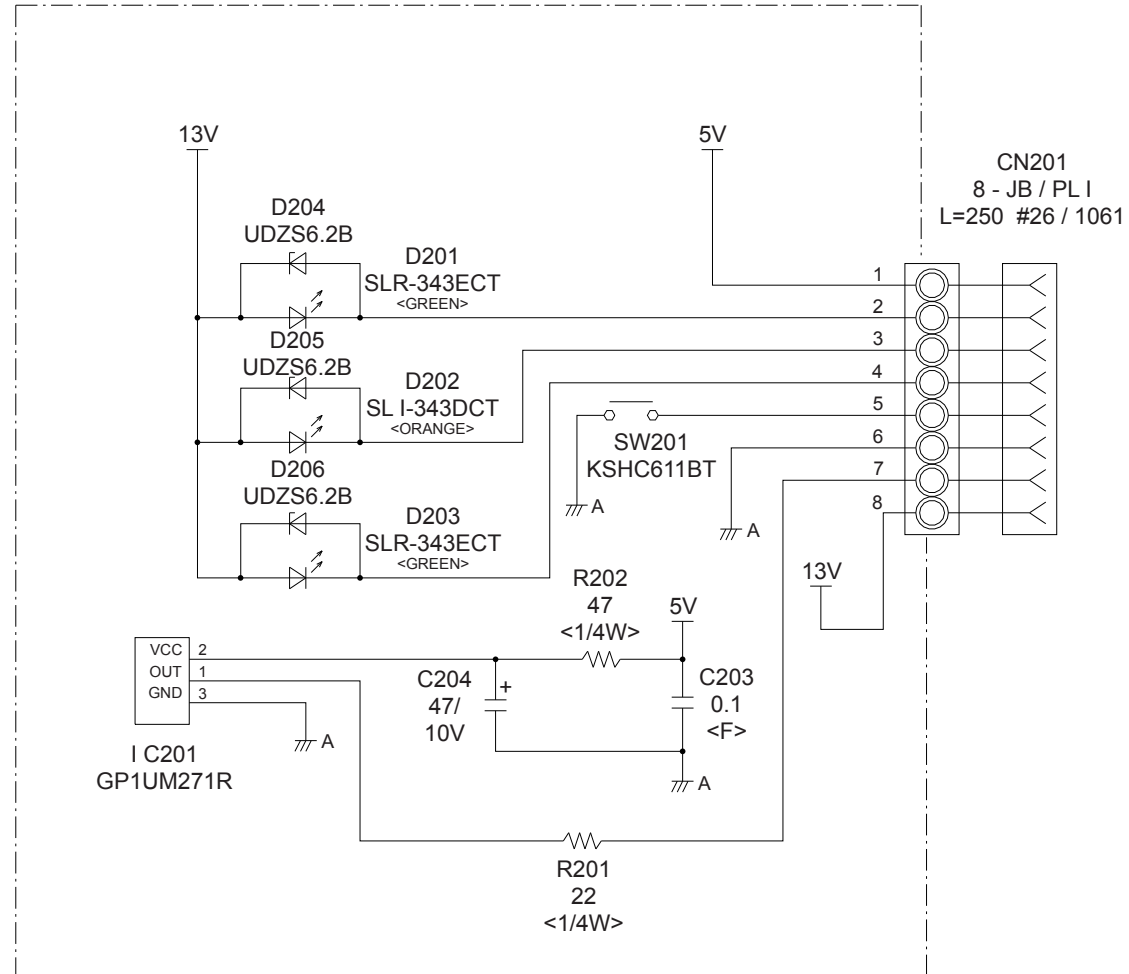
INDOOR UNIT
 WALL MOUNTED
 CONTROL UNIT
 ASU9RLS2 : EZ-01105HSE
 ASU12RLS2 : EZ-01106HSE

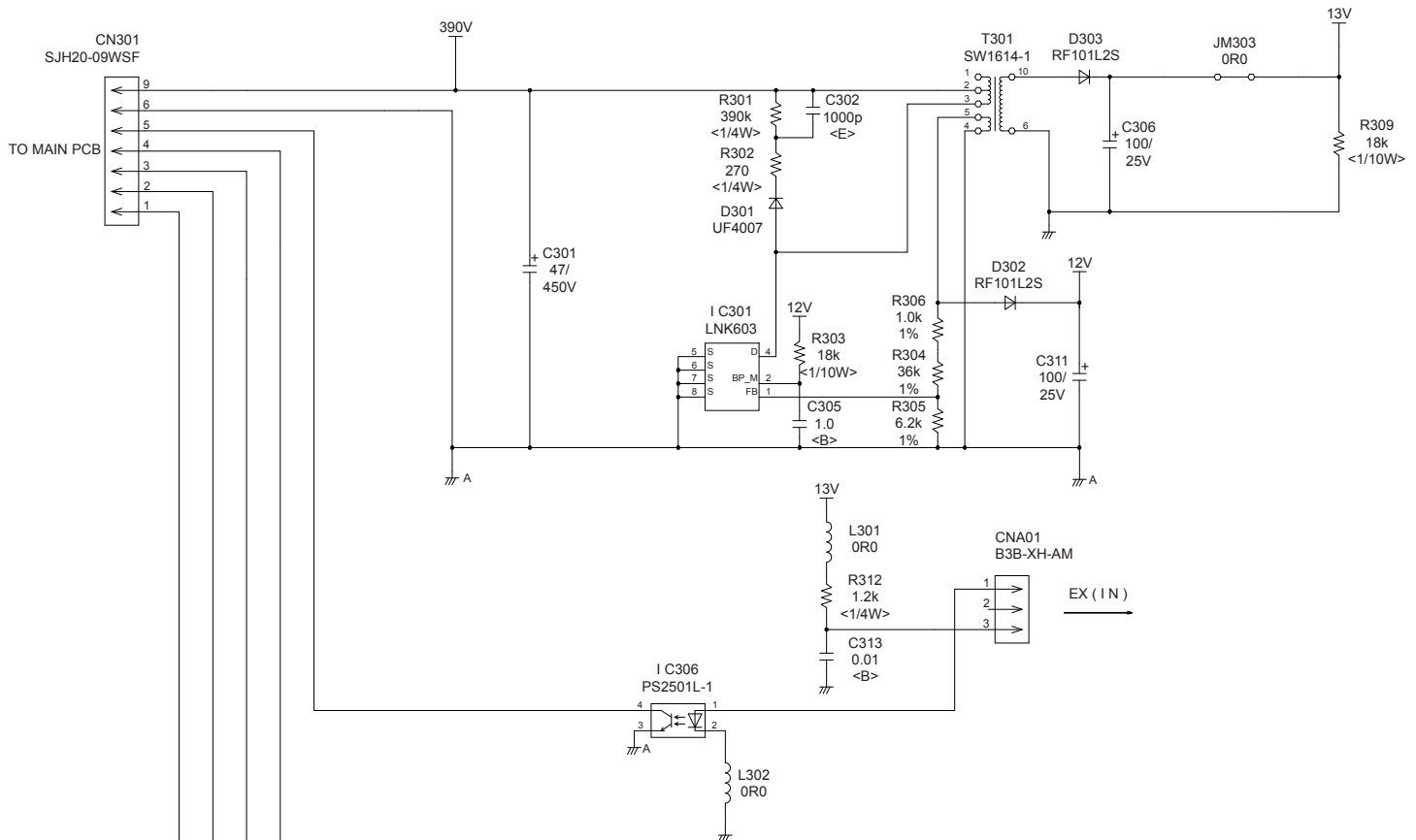




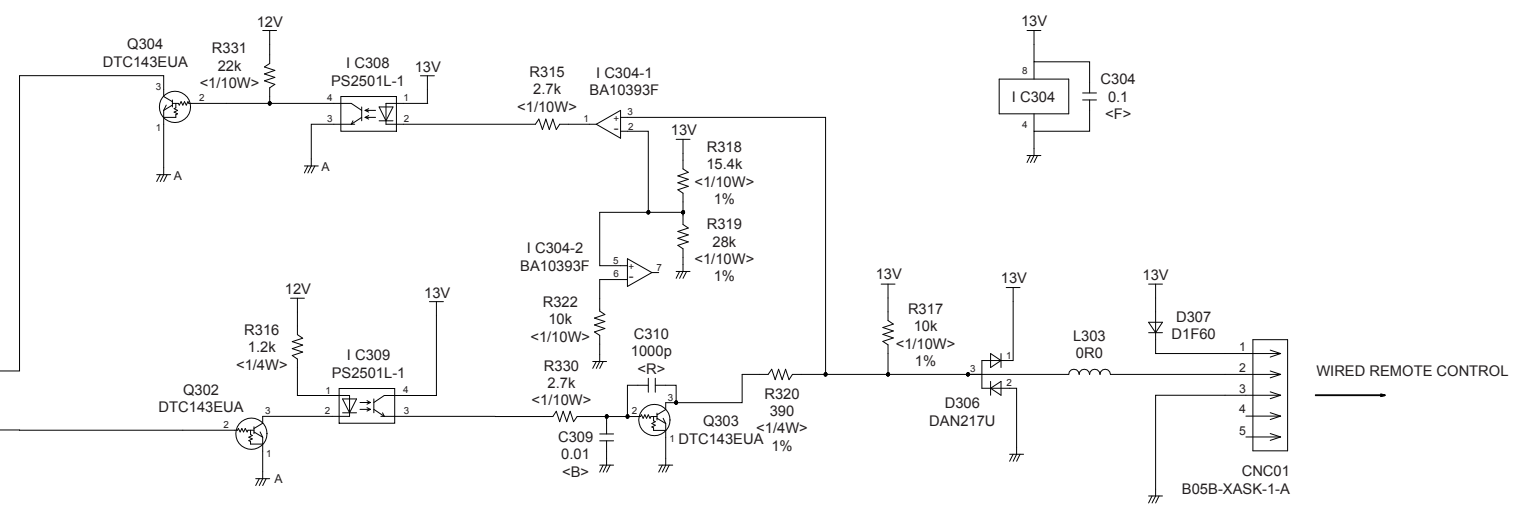
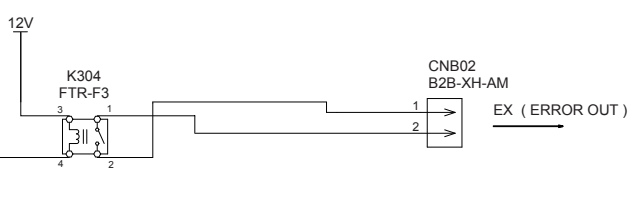
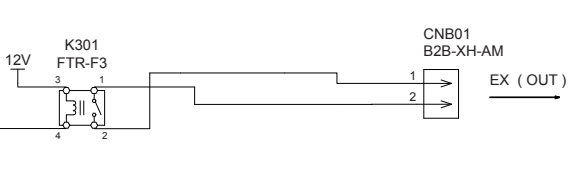
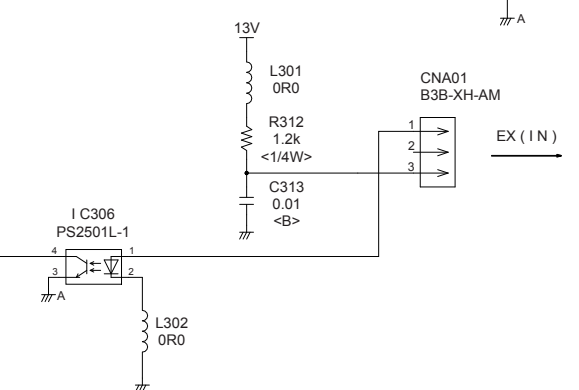
INDOOR UNIT
WALL MOUNTED
MAIN PCB
 ASU9RLS2 : K10CH-110BHSE-C1
 ASU12RLS2 : K10CH-110CHSE-C1

INDOOR UNIT
 WALL MOUNTED
 ASU9RLS2
 ASU12RLS2
 INDICATOR PCB
 K10CX-1000HSE-D0

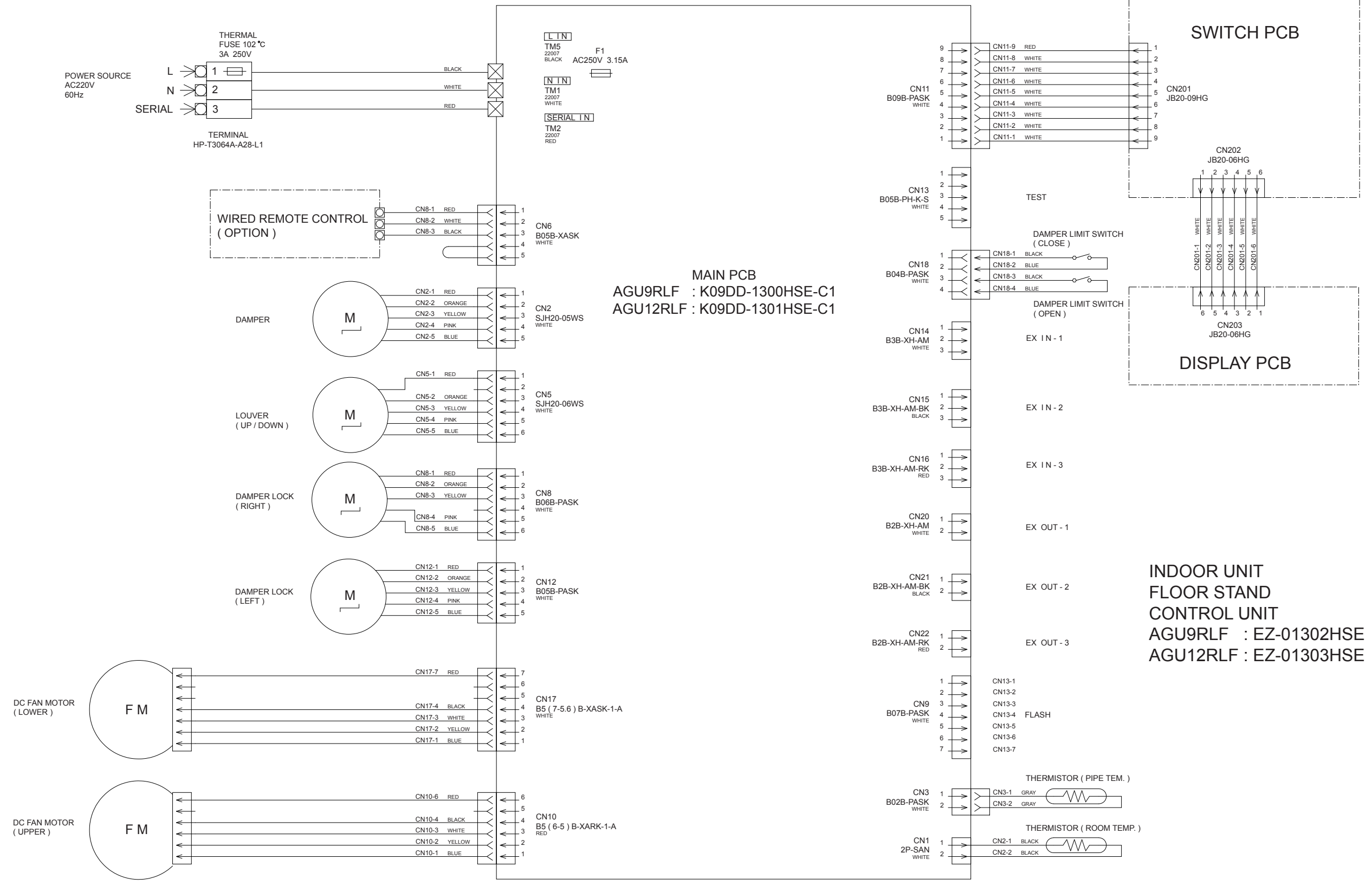




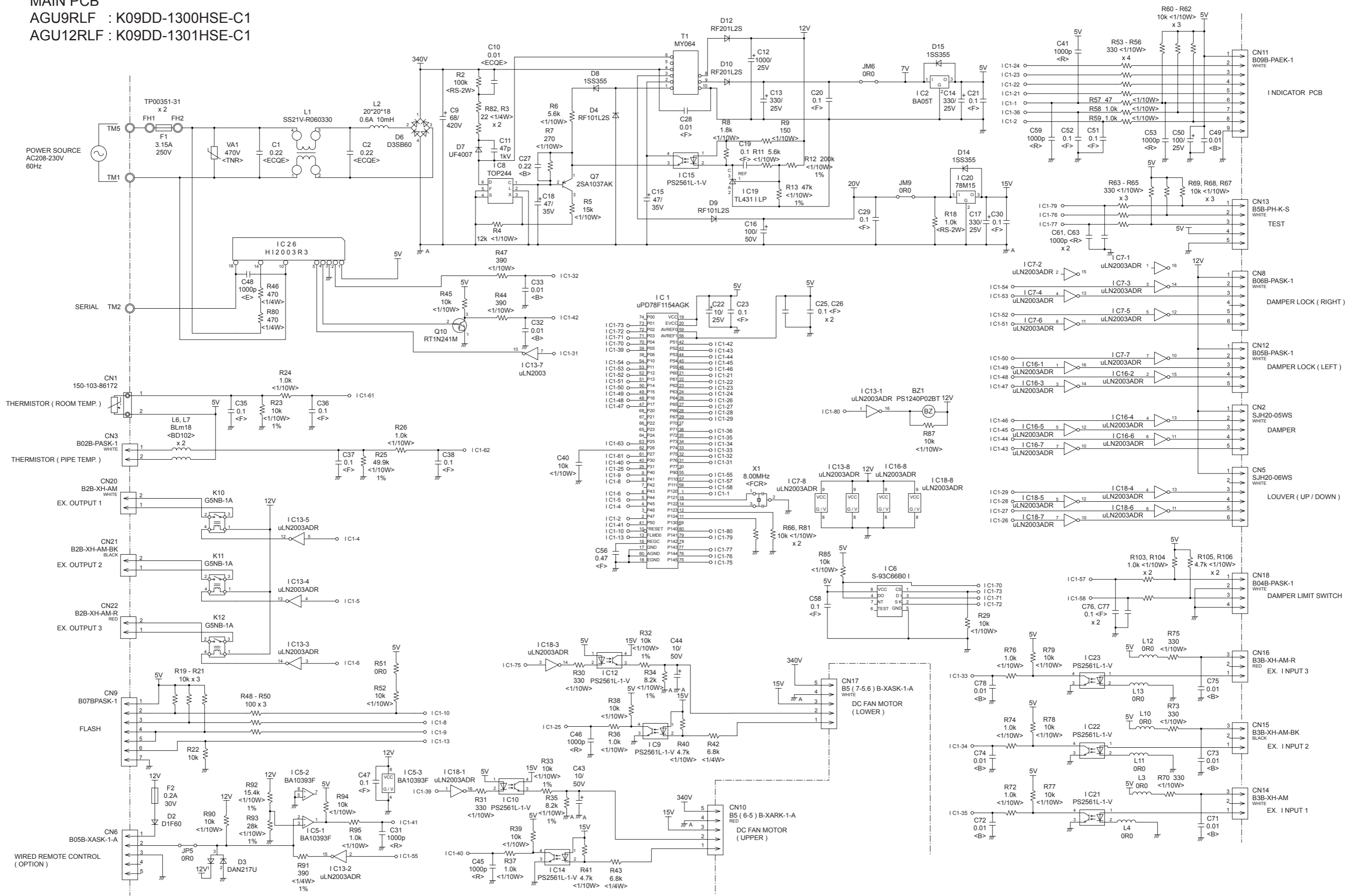
INDOOR UNIT
 WALL MOUNTED
 ASU7RLF1
 ASU9RLF1
 ASU12RLF1
 ASU9RLS2
 ASU12RLS2
 ASU15RLS2
 COMMUNICATION PCB (OPTION)
 K10DC-1000HSE-CA0



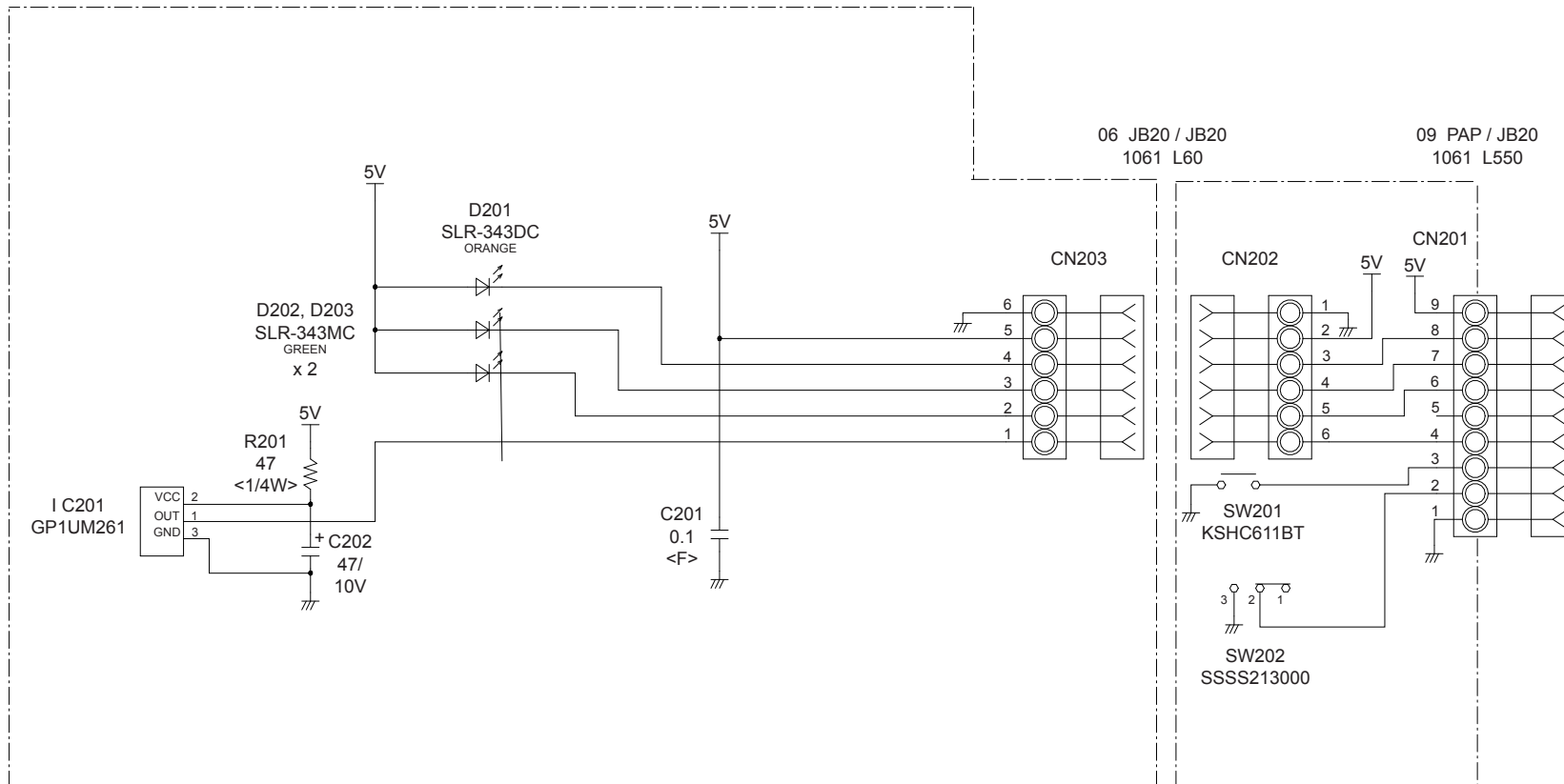
INDICATOR PCB (SWITCH + DISPLAY)
K06DD-0801HSE-F0



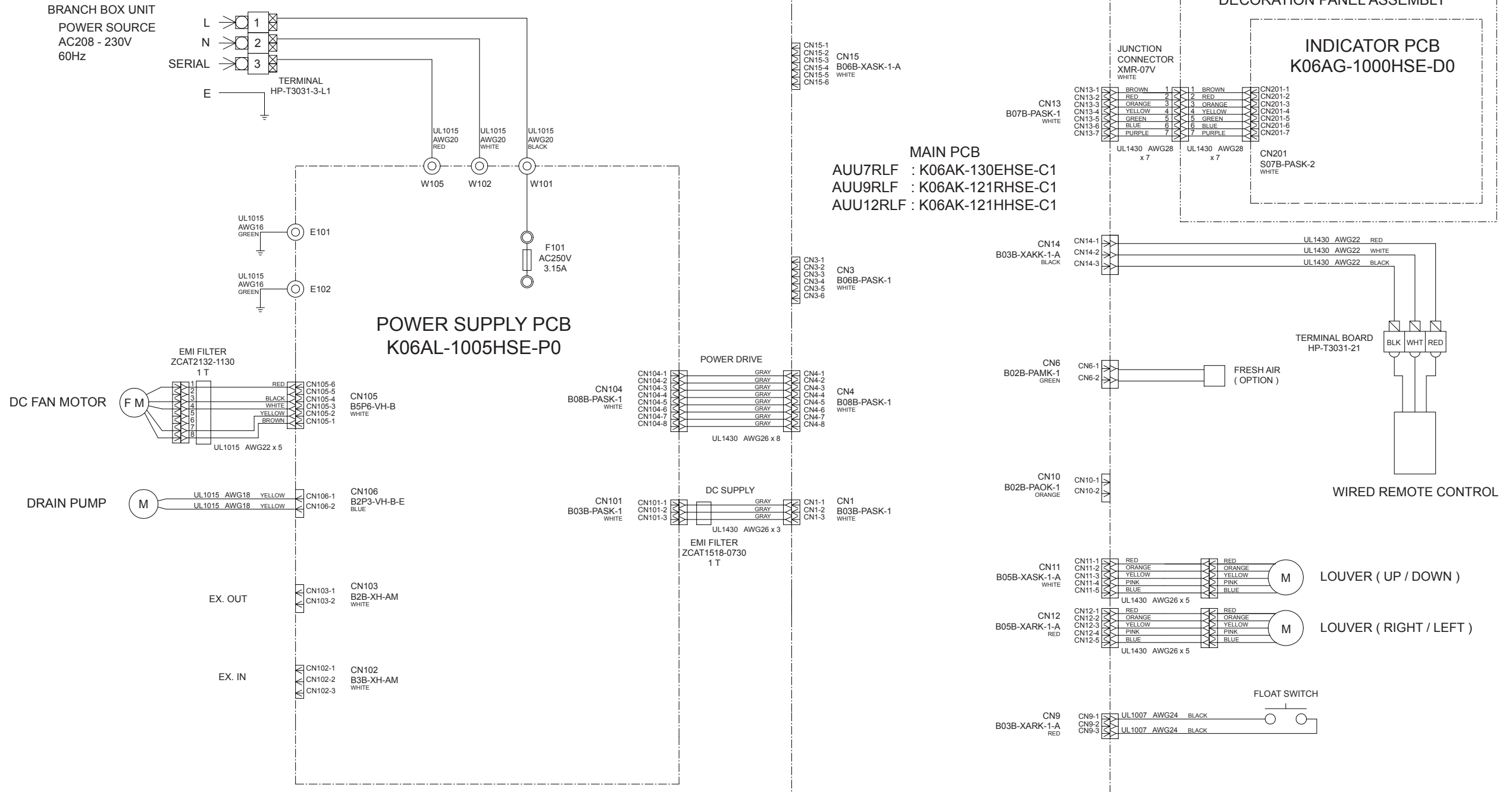
INDOOR UNIT
 FLOOR STAND
 MAIN PCB
 AGU9RLF : K09DD-1300HSE-C1
 AGU12RLF : K09DD-1301HSE-C1



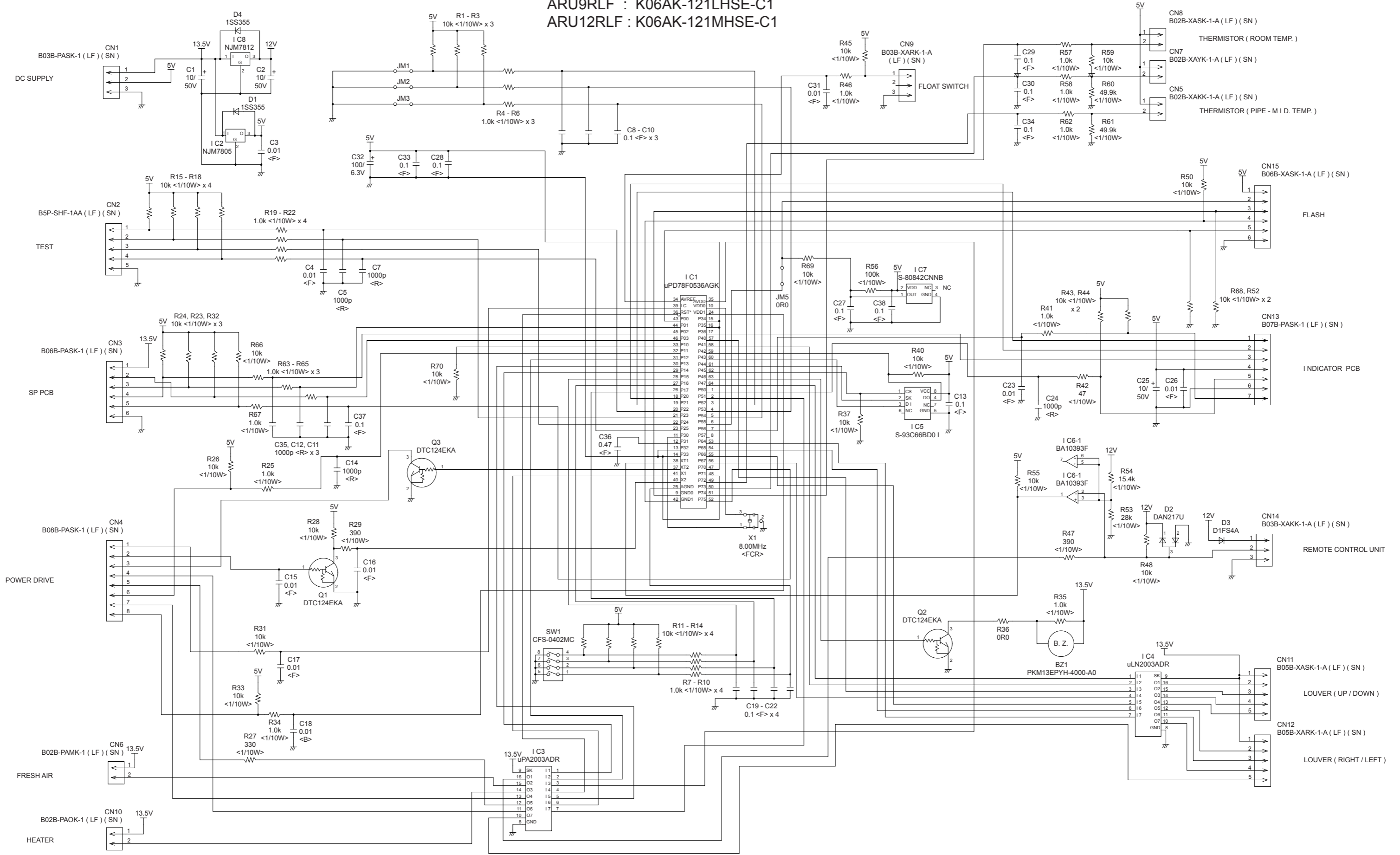
INDOOR UNIT
 FLOOR STAND
 AGU9RLF
 AGU12RLF
 INDICATOR PCB
 K06DD-0801HSE-F0

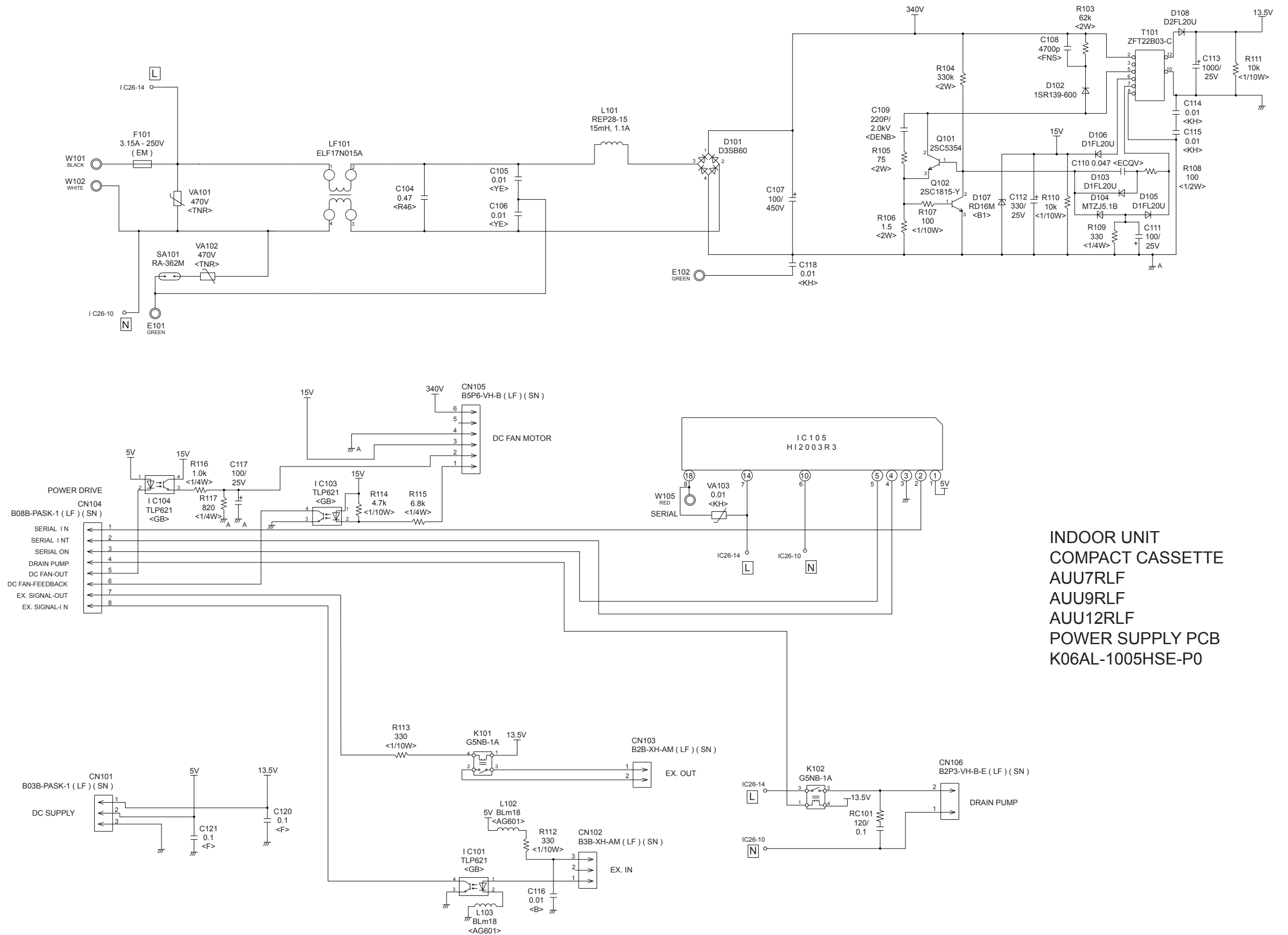


INDOOR UNIT
 COMPACT CASSETTE
 CONTROL UNIT
 AUU7RLF : EZ-0131CHSE
 AUU9RLF : EZ-0100HSE
 AUU12RLF : EZ-0105HSE



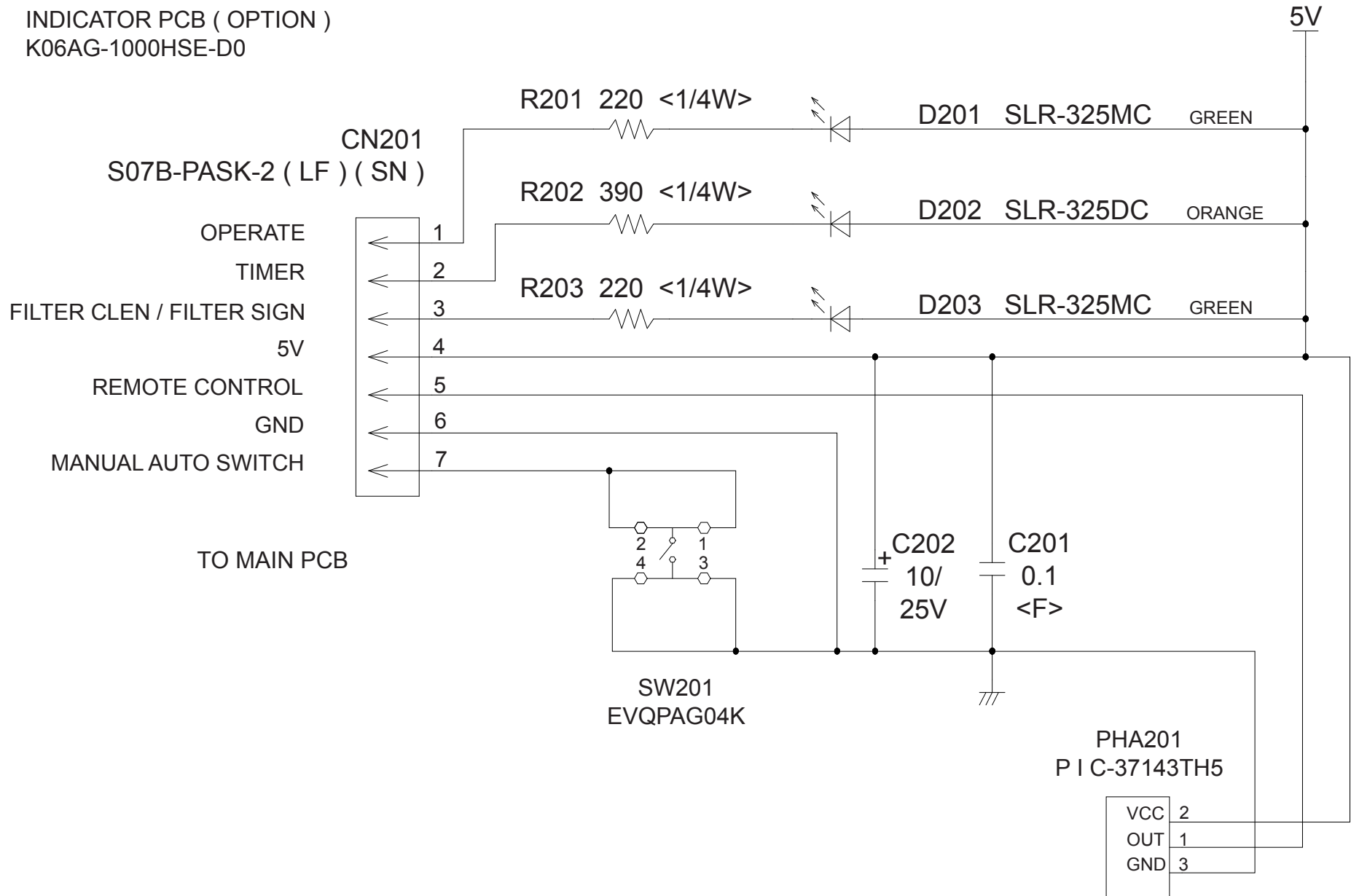
INDOOR UNIT
 MAIN PCB
 AUU7RLF : K06AK-130EHSE-C1
 AUU9RLF : K06AK-121RHSE-C1
 AUU12RLF : K06AK-121HHSE-C1
 ARU7RLF : K06AK-130DHSE-C1
 ARU9RLF : K06AK-121LHSE-C1
 ARU12RLF : K06AK-121MHSE-C1



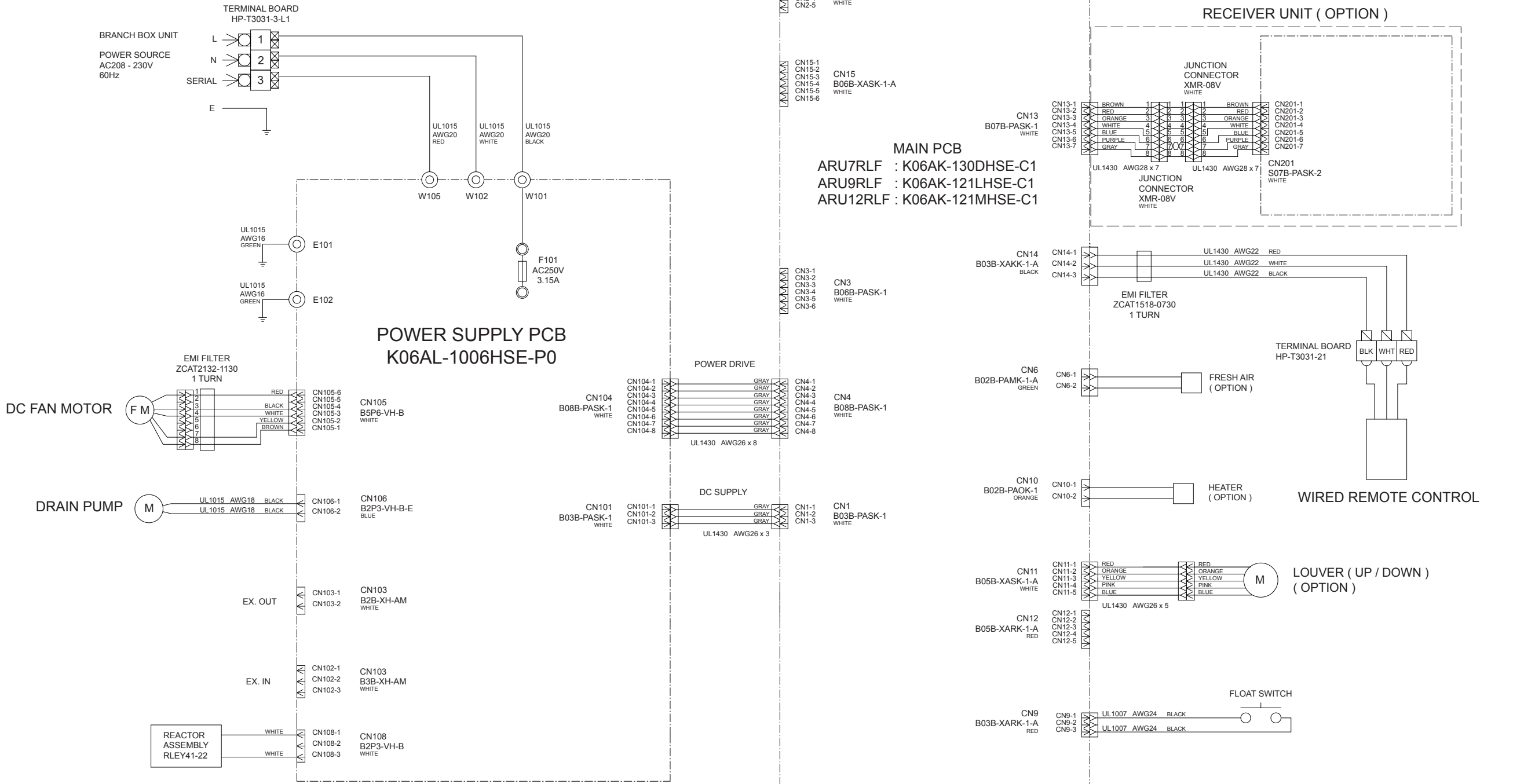


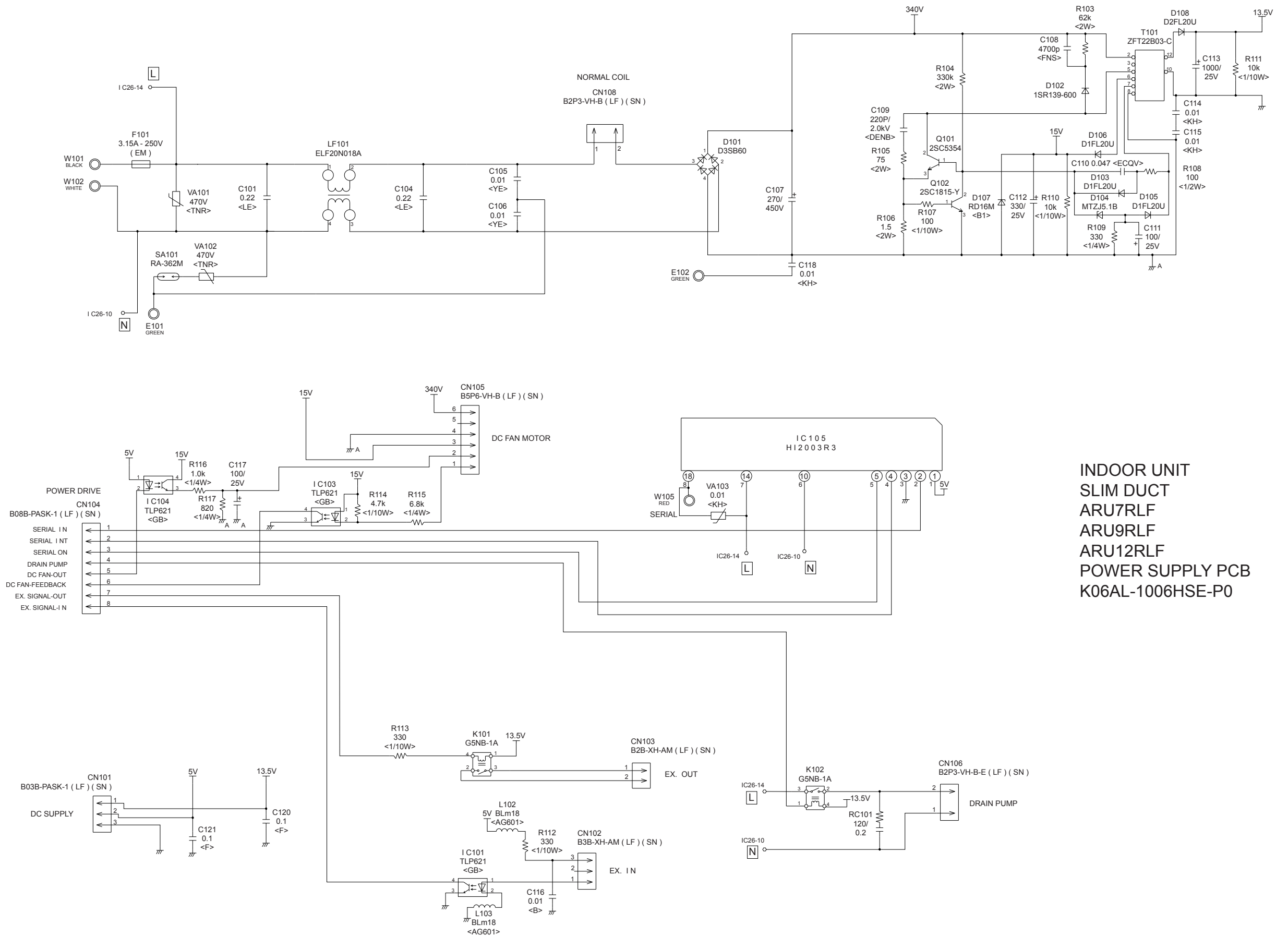
INDOOR UNIT
 COMPACT CASSETTE
 AUU7RLF
 AUU9RLF
 AUU12RLF
 POWER SUPPLY PCB
 K06AL-1005HSE-P0

INDOOR UNIT
 COMPACT CASSETTE
 AUU7RLF
 AUU9RLF
 AUU12RLF
 INDICATOR PCB (OPTION)
 K06AG-1000HSE-D0



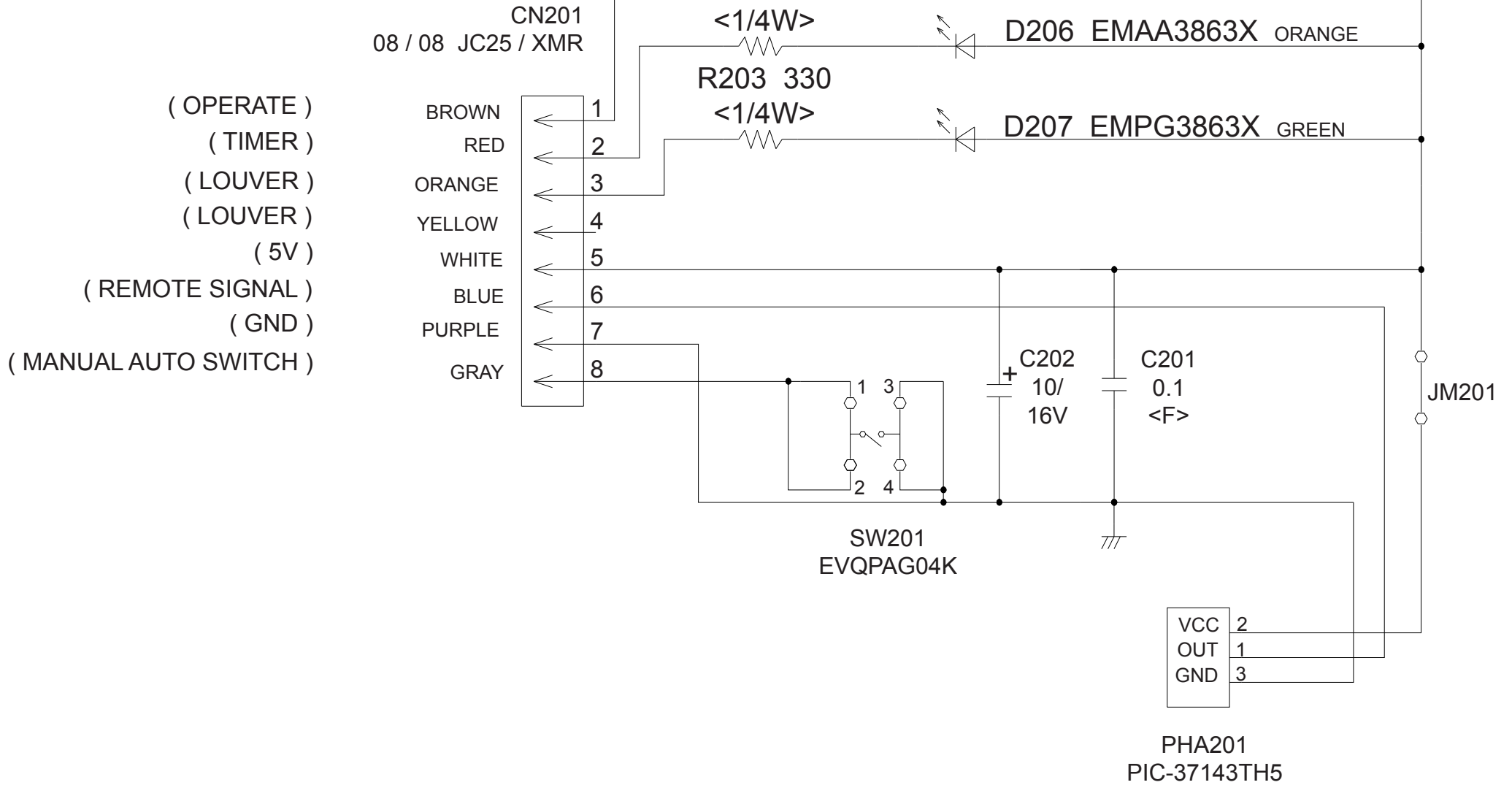
INDOOR UNIT
 SLIM DUCT
 CONTROL UNIT
 ARU7RLF : EZ-0131BHSE
 ARU9RLF : EZ-01123HSE
 ARU12RLF : EZ-01124HSE





INDOOR UNIT
 SLIM DUCT
 ARU7RLF
 ARU9RLF
 ARU12RLF
 POWER SUPPLY PCB
 K06AL-1006HSE-P0

INDOOR UNIT
 SLIM DUCT
 ARU7RLF
 ARU9RLF
 ARU12RLF
 INDICATOR PCB (OPTION)
 K04EI-1000HSE-D0

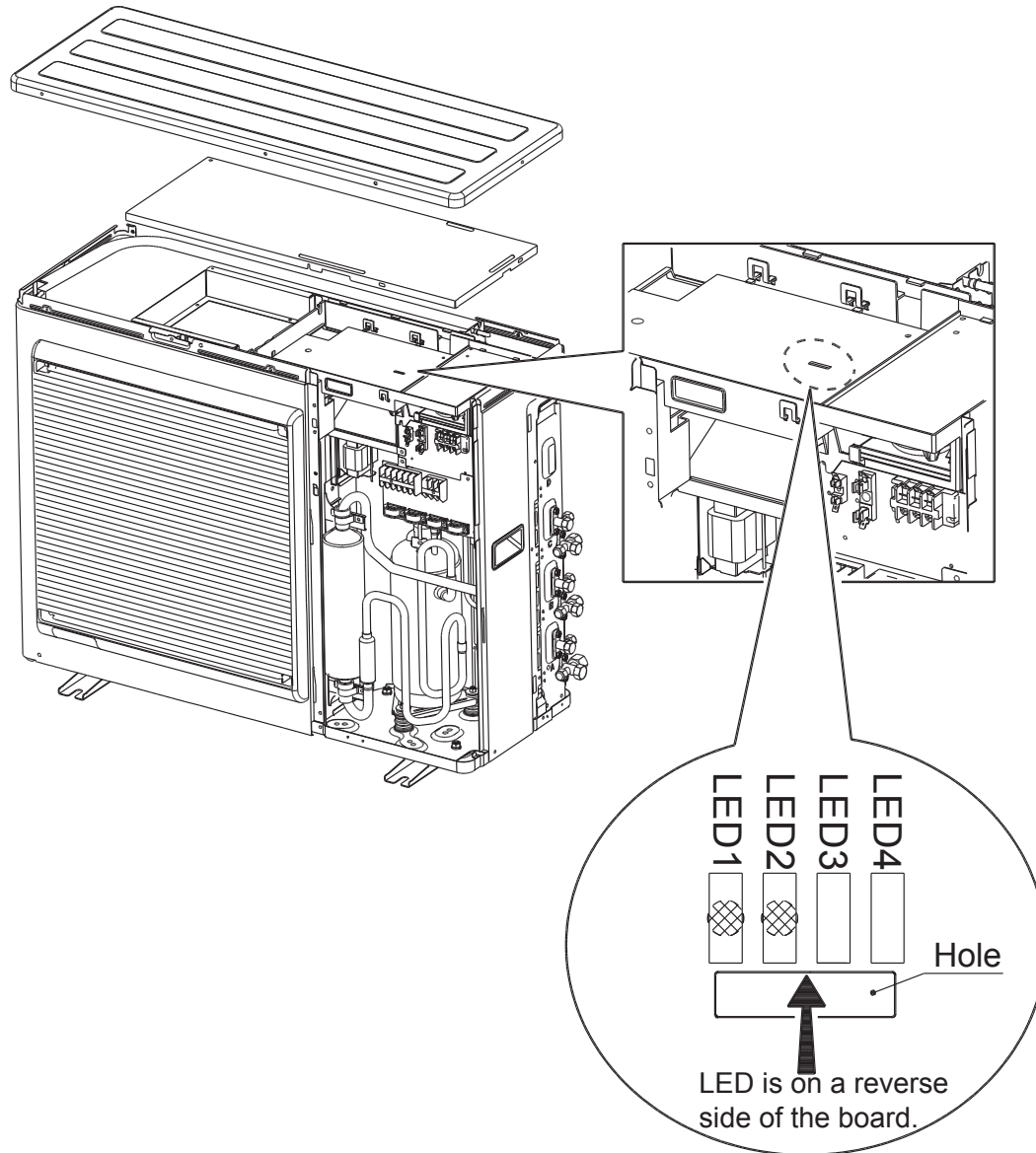


ERROR DETECTION

OUTDOOR UNIT

● : Flashing

— : Off



Error contents	LED 1	LED 2
Serial communication error (OU to IU A)	● 1 time	—
Serial communication error (OU to IU B)	—	● 1 time
Discharge temp. sensor error	● 2 times	—
Outdoor unit heat ex. middle temp. sensor error	● 3 times	—
Outdoor temp. sensor error	● 4 times	—
2-way valve temp. sensor error (for IU A)	● 5 times	—
2-way valve temp. sensor error (for IU B)	—	● 5 times
3-way valve temp. sensor error (for IU A)	● 6 times	—
3-way valve temp. sensor error (for IU B)	—	● 6 times
Compressor temp. sensor error	● 7 times	—
Heat sink temp. sensor error	● 8 times	—
High pressure switch 1 error	● 9 times	—
High pressure switch 2 error	● 10 times	—
Indoor unit capacity error	● 11 times	—
Trip detection	● 12 times	—
Compressor rotor position detection error	● 13 times	—
Trip terminal L error	● 14 times	—
Outdoor unit fan motor error	● 15 times	—
Outdoor unit PCB microcomputer communication error	● 17 times	—
Discharge temperature error	● 18 times	—
Compressor temperature error	● 19 times	—
4-way valve error	● 20 times	—
Outdoor unit PCB model information error	● 21 times	—
Active filter error, PFC circuit error	● 22 times	—

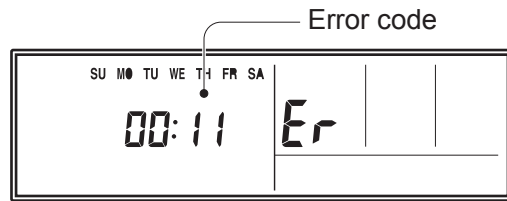
INDOOR UNIT and WIRED REMOTE CONTROL

If you use a wireless remote control, the lamp on the photo detector unit will output error codes by way of blinking patterns.

If you use a wired type remote control, error codes will appear on the remote control display. See the lamp blinking patterns and error codes in the table. An error display is displayed only during running.

This is possible only on a wired remote control.

If an error occurs, the following display will be shown. ("Er" will appear in the set room temperature display.)



EX. Self-diagnosis

● : 0.5s on / 0.5s off

◇ : 0.1s on / 0.1s off

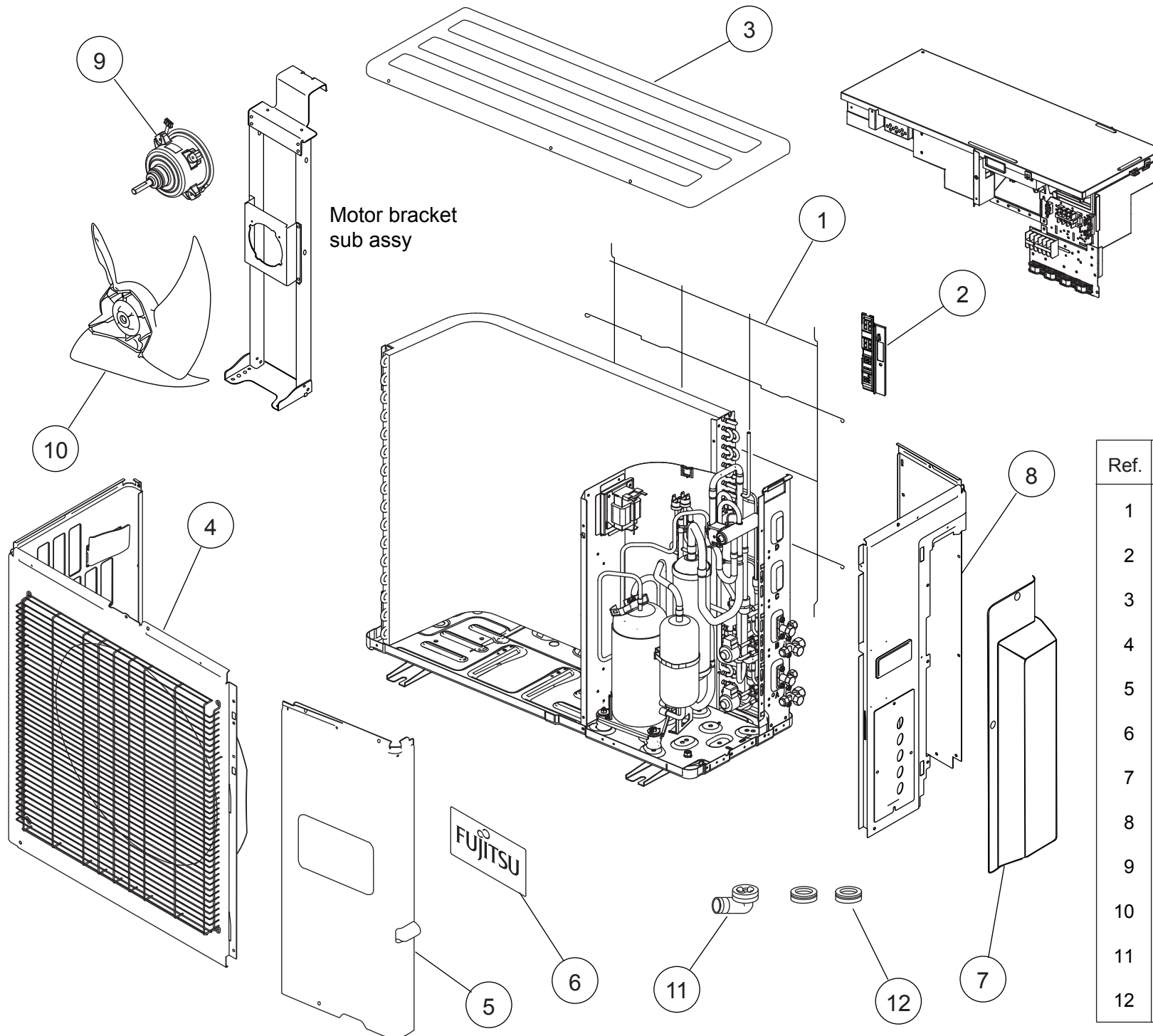
() : Number of flashing

Indoor unit			Wired remote control	Description
OPERATION lamp (green)	TIMER lamp (orange)	ECONOMY lamp (green)		
●(1)	●(1)	◇	11	Serial communication error
●(1)	●(2)	◇	12	Wired remote control communication error
●(1)	●(5)	◇	15	Check run unfinished
●(2)	●(1)	◇	21	Unit number or Refrigerant circuit address setting error [Simultaneous Multi]
●(2)	●(2)	◇	22	Indoor unit capacity error
●(2)	●(3)	◇	23	Combination error
●(2)	●(4)	◇	24	• Connection unit number error (indoor slave unit) [Simultaneous Multi] • Connection unit number error (indoor unit or branch unit) [Flexible Multi]
●(2)	●(7)	◇	27	Master unit, slave unit set-up error [Simultaneous Multi]
●(3)	●(2)	◇	32	Indoor unit PCB model information error
●(3)	●(5)	◇	35	Manual auto switch error
●(4)	●(1)	◇	41	Inlet air temp. sensor error
●(4)	●(2)	◇	42	Indoor unit Heat Ex. Middle temp. sensor error
●(5)	●(1)	◇	51	Indoor unit fan motor error
●(5)	●(3)	◇	53	Drain pump error
●(5)	●(7)	◇	57	Damper error
●(5)	●(15)	◇	5U	Indoor unit error
●(6)	●(2)	◇	62	Outdoor unit main PCB model information error or communication error
●(6)	●(3)	◇	63	Inverter error
●(6)	●(4)	◇	64	Active filter error, PFC circuit error
●(6)	●(5)	◇	65	Trip terminal L error

Indoor unit			Wired remote control	Description
OPERATION lamp (green)	TIMER lamp (orange)	ECONOMY lamp (green)		
●(6)	●(10)	◇	6A	Display PCB microcomputers communication error
●(7)	●(1)	◇	71	Discharge temp. sensor error
●(7)	●(2)	◇	72	Compressor temp. sensor error
●(7)	●(3)	◇	73	Outdoor unit Heat Ex. liquid temp. sensor error
●(7)	●(4)	◇	74	Outdoor temp. sensor error
●(7)	●(5)	◇	75	Suction Gas temp. sensor error
●(7)	●(6)	◇	76	• 2-way valve temp. sensor error • 3-way valve temp. sensor error
●(7)	●(7)	◇	77	Heat sink temp. sensor error
●(8)	●(2)	◇	82	• Sub-cool Heat Ex. gas inlet temp. sensor error • Sub-cool Heat Ex. gas outlet temp. sensor error
●(8)	●(3)	◇	83	Liquid pipe temp. sensor error
●(8)	●(4)	◇	84	Current sensor error
●(8)	●(6)	◇	86	• Discharge pressure sensor error • Suction pressure sensor error • High pressure switch error
●(9)	●(4)	◇	94	Trip detection
●(9)	●(5)	◇	95	Compressor rotor position detection error (permanent stop)
●(9)	●(7)	◇	97	Outdoor unit fan motor error
●(9)	●(9)	◇	99	4-way valve error
●(10)	●(1)	◇	A1	Discharge temp. error
●(10)	●(3)	◇	A3	Compressor temp. error
●(10)	●(4)	◇	A4	High pressure error
●(10)	●(5)	◇	A5	Low pressure error
●(13)	●(2)	◇	J2	Branch boxes error [Flexible Multi]

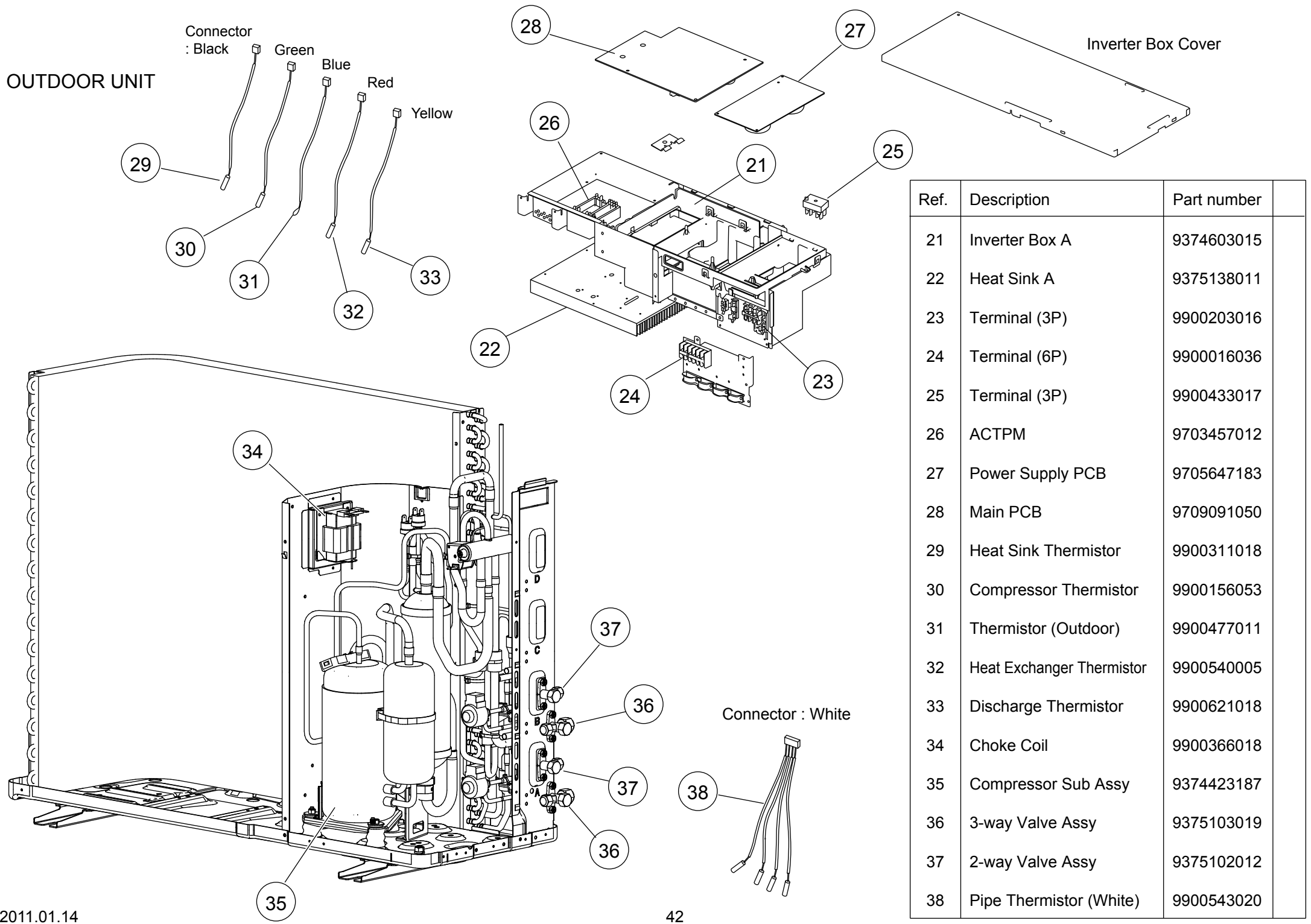
PARTS

OUTDOOR UNIT



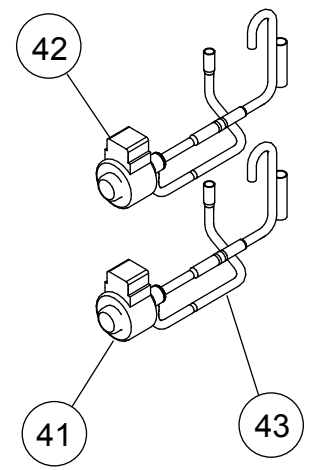
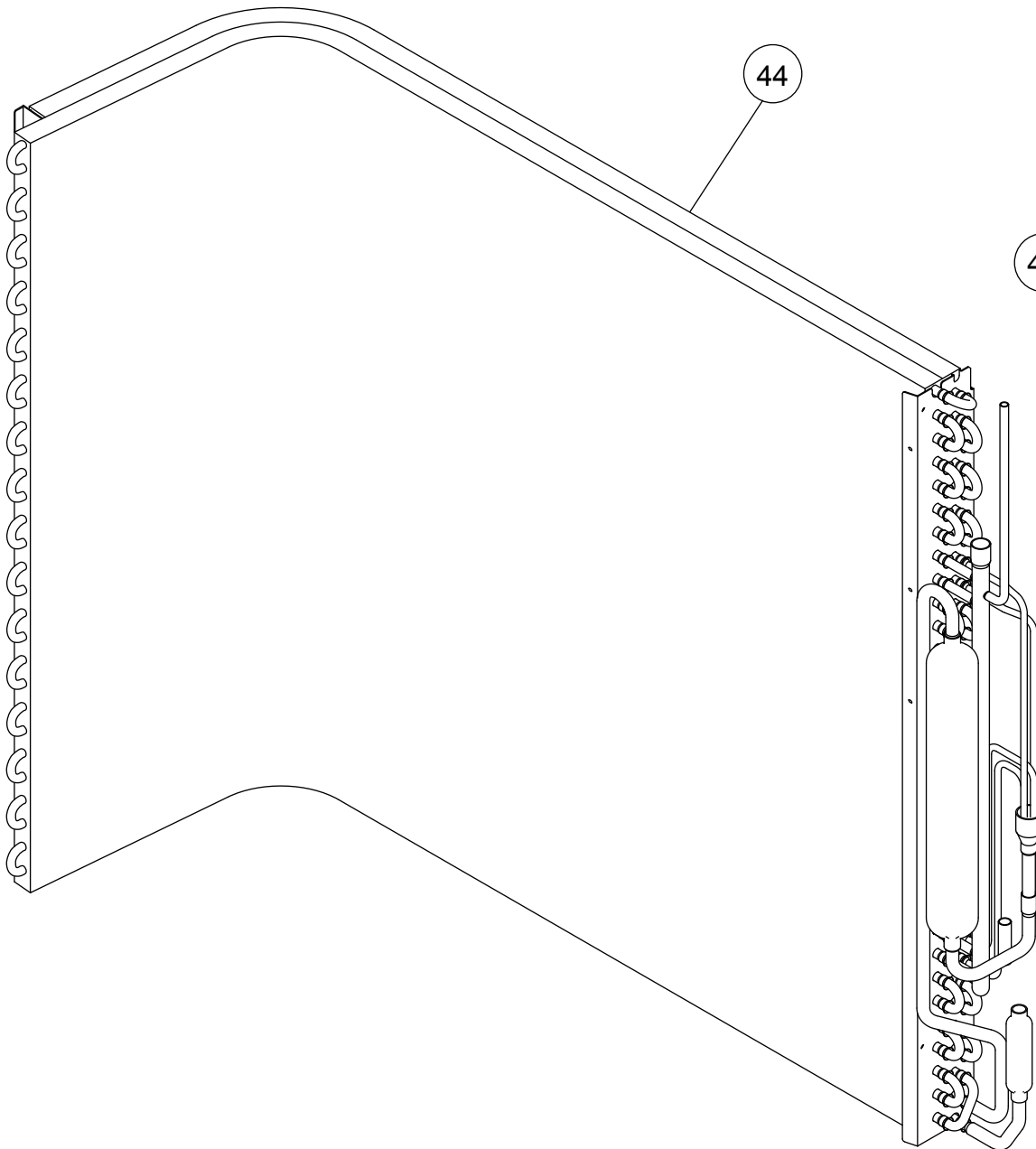
Ref.	Description	Part number
1	Protective Net	9375381028
2	Thermo Holder	9375211011
3	Top Panel Sub Assy	9374417049
4	Front Panel Sub Assy	9374414123
5	Service Panel Sub Assy	9374415045
6	Emblem Rear	9351355005
7	Valve Cover Sub Assy	9374827015
8	Right Panel Sub Assy	9374416172
9	Motor DC Brushless	9602843015
10	Propeller Fan Assy	9366378020
11	Drain Assy	9303029015
12	Drain Cap	313166024302

OUTDOOR UNIT

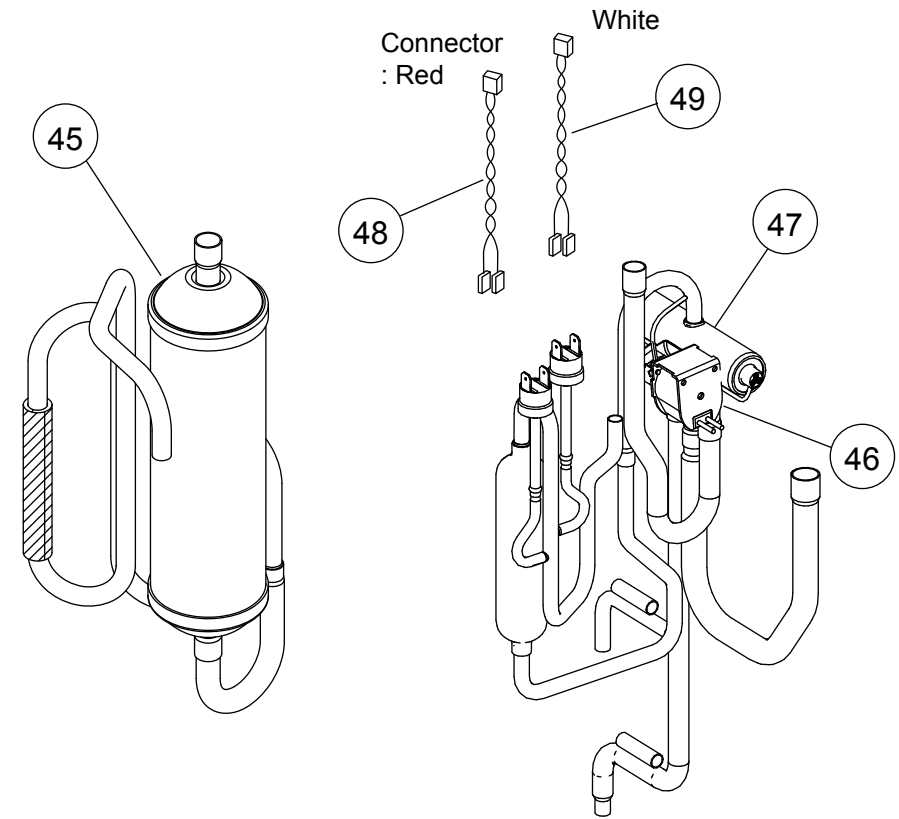


Ref.	Description	Part number
21	Inverter Box A	9374603015
22	Heat Sink A	9375138011
23	Terminal (3P)	9900203016
24	Terminal (6P)	9900016036
25	Terminal (3P)	9900433017
26	ACTPM	9703457012
27	Power Supply PCB	9705647183
28	Main PCB	9709091050
29	Heat Sink Thermistor	9900311018
30	Compressor Thermistor	9900156053
31	Thermistor (Outdoor)	9900477011
32	Heat Exchanger Thermistor	9900540005
33	Discharge Thermistor	9900621018
34	Choke Coil	9900366018
35	Compressor Sub Assy	9374423187
36	3-way Valve Assy	9375103019
37	2-way Valve Assy	9375102012
38	Pipe Thermistor (White)	9900543020

OUTDOOR UNIT

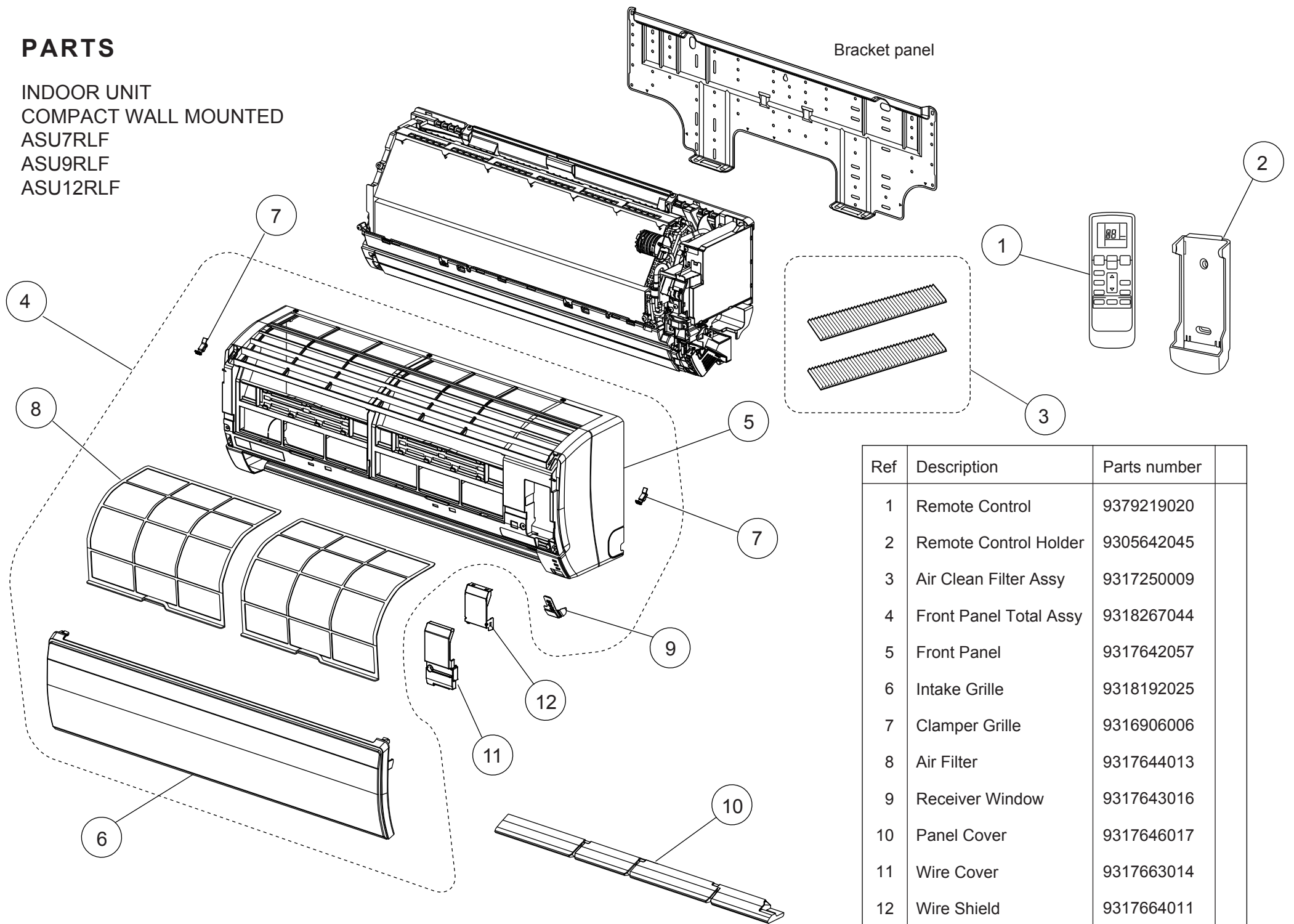


Ref.	Description	Part number
41	Expansion Valve Coil (A=Red)	9970101069
42	Expansion Valve Coil (B=White)	9970101038
43	Expansion Valve Assy	9370947151
44	Condenser A Sub Assy	9374420223
45	Accumulator Assy	9375250027
46	Solenoid	9900165079
47	4-way Valve Assy	9374425242
48	Wire (Pressure Sw) (Red)	9377823014
49	Wire (Pressure Sw) (White)	9377823021



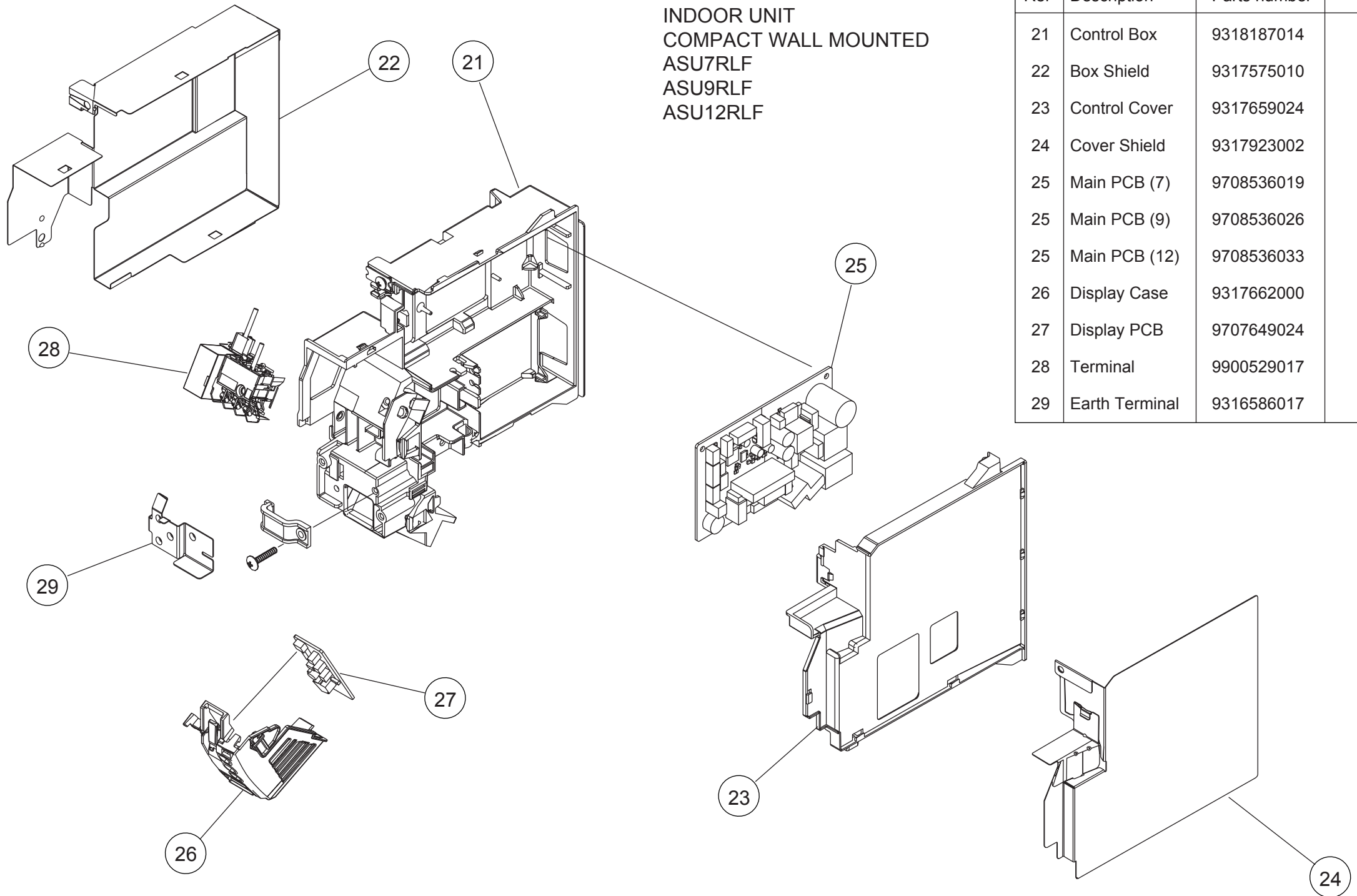
PARTS

INDOOR UNIT
 COMPACT WALL MOUNTED
 ASU7RLF
 ASU9RLF
 ASU12RLF



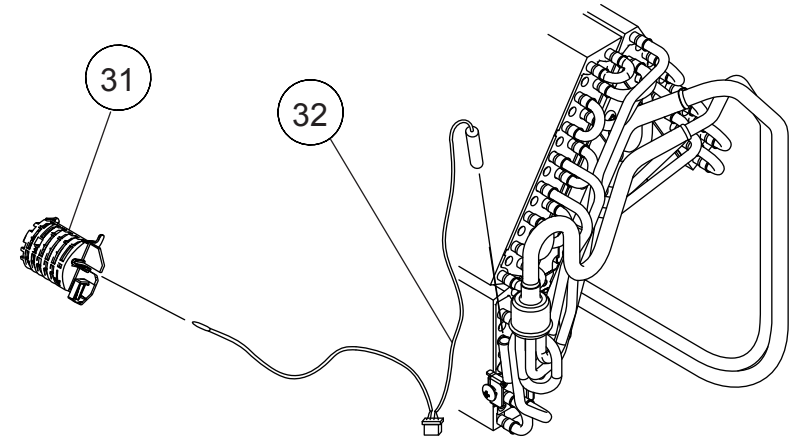
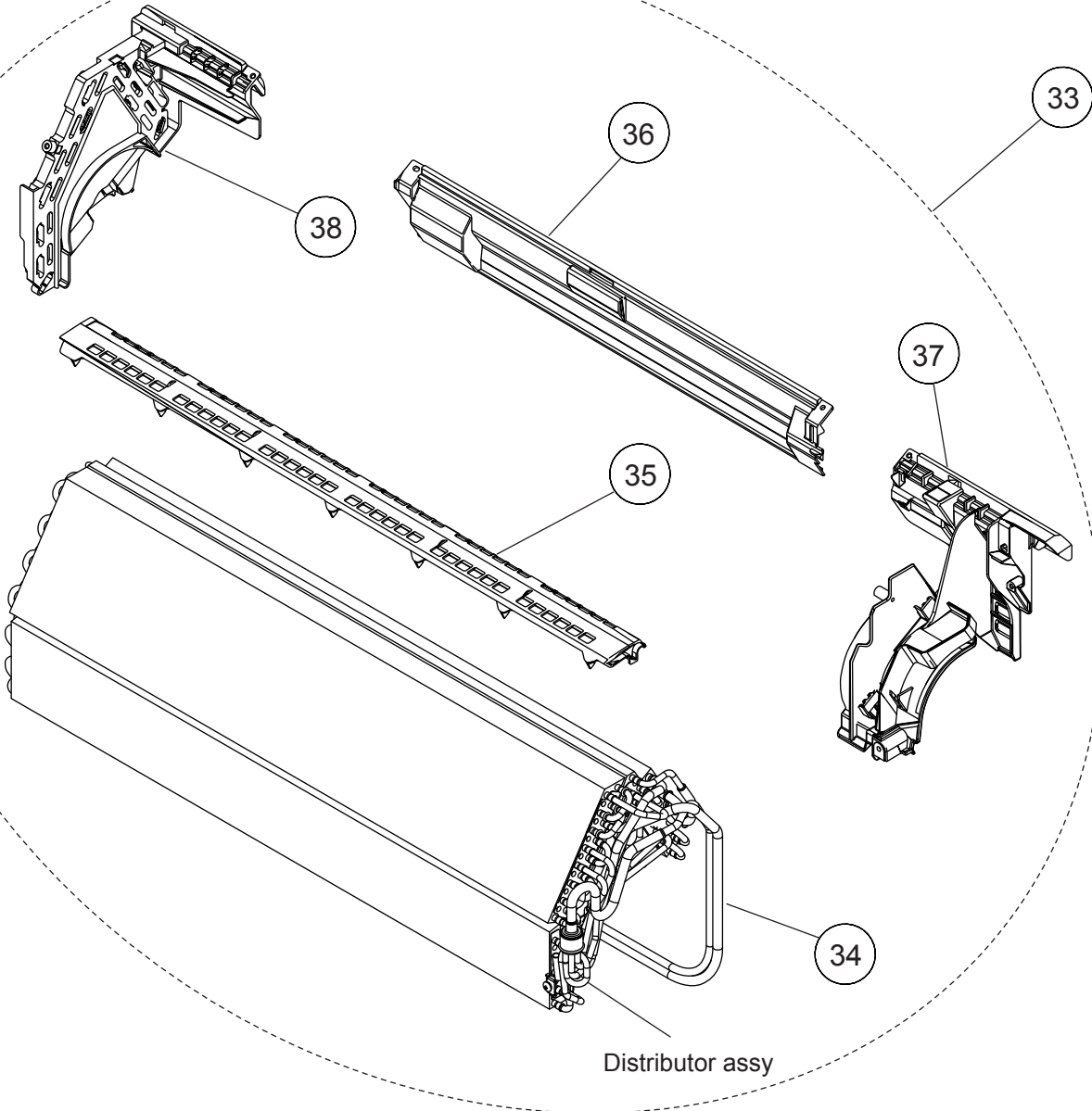
Ref	Description	Parts number
1	Remote Control	9379219020
2	Remote Control Holder	9305642045
3	Air Clean Filter Assy	9317250009
4	Front Panel Total Assy	9318267044
5	Front Panel	9317642057
6	Intake Grille	9318192025
7	Clamper Grille	9316906006
8	Air Filter	9317644013
9	Receiver Window	9317643016
10	Panel Cover	9317646017
11	Wire Cover	9317663014
12	Wire Shield	9317664011

INDOOR UNIT
 COMPACT WALL MOUNTED
 ASU7RLF
 ASU9RLF
 ASU12RLF



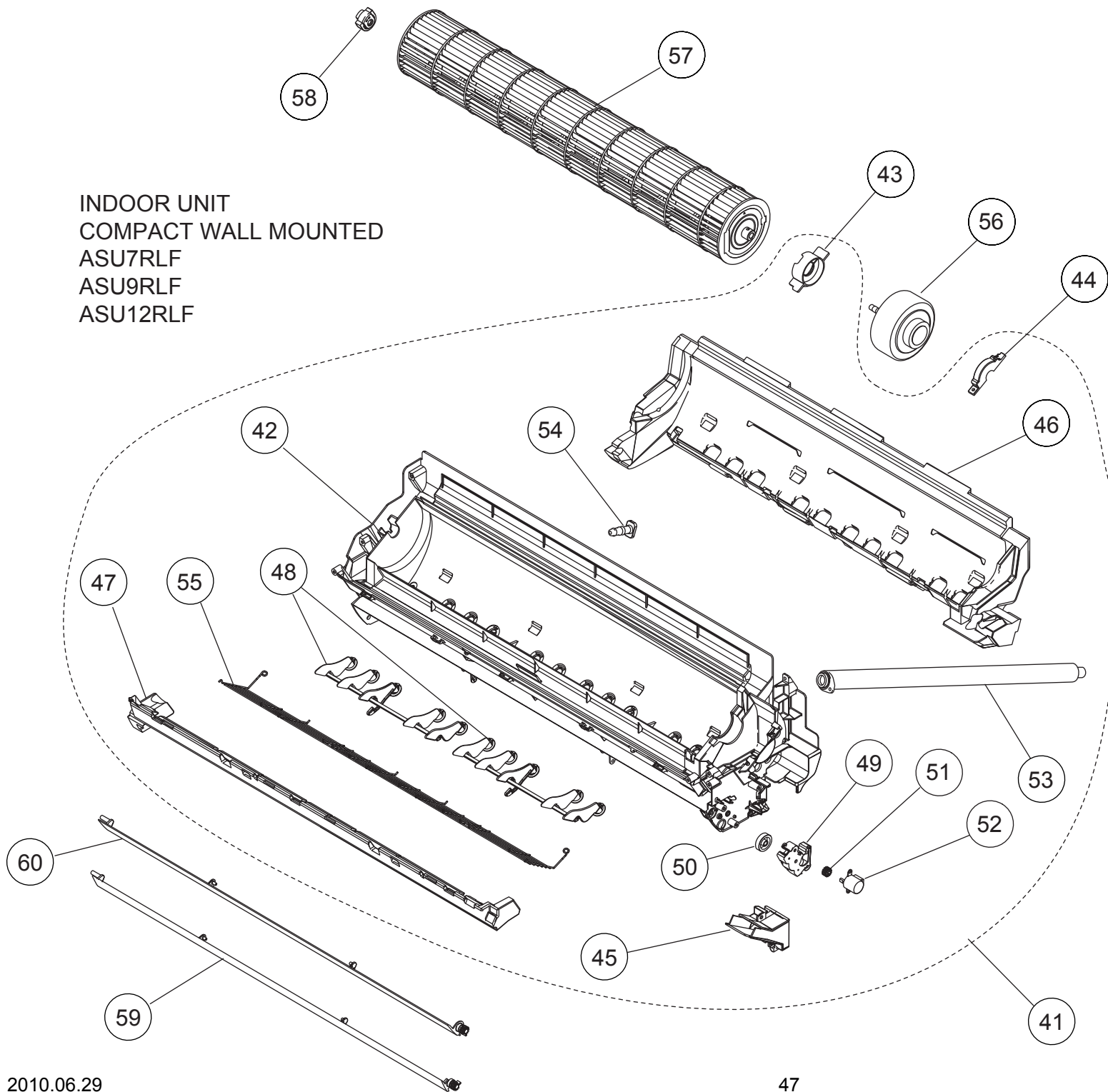
Ref	Description	Parts number
21	Control Box	9318187014
22	Box Shield	9317575010
23	Control Cover	9317659024
24	Cover Shield	9317923002
25	Main PCB (7)	9708536019
25	Main PCB (9)	9708536026
25	Main PCB (12)	9708536033
26	Display Case	9317662000
27	Display PCB	9707649024
28	Terminal	9900529017
29	Earth Terminal	9316586017

INDOOR UNIT
 COMPACT WALL MOUNTED
 ASU7RLF
 ASU9RLF
 ASU12RLF



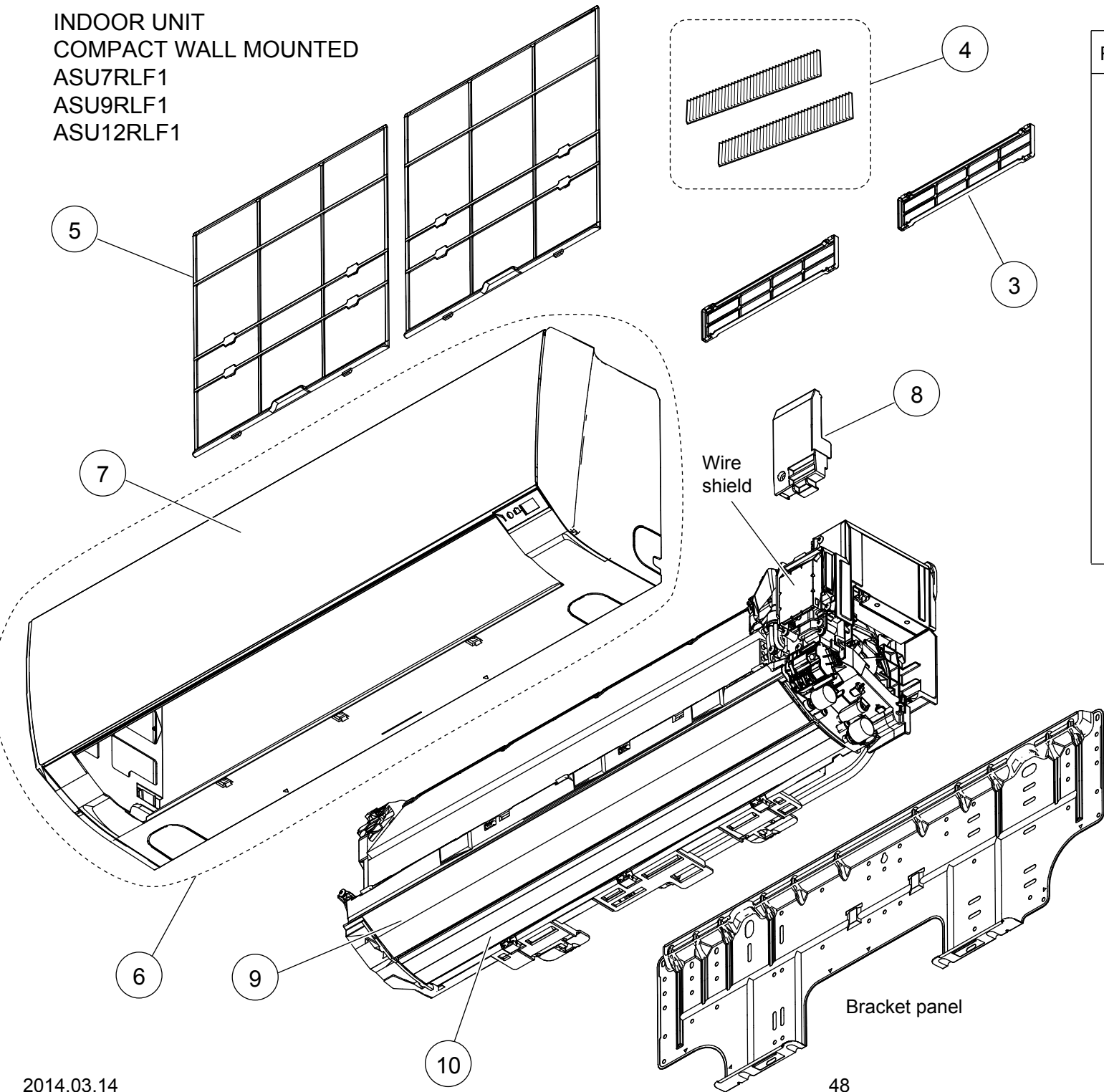
Ref	Description	Parts number
31	Holder (Room Thermistor)	9316895003
32	Thermistor Assy	9900563004
33	Evaporator Total Assy	9317820011
34	Joint Pipe Assy	9317838009
35	Filter Guide	9317652001
36	Rear Bracket	9317651004
37	Evaporator Holder R	9317650007
38	Evaporator Holder L	9317649001

INDOOR UNIT
 COMPACT WALL MOUNTED
 ASU7RLF
 ASU9RLF
 ASU12RLF

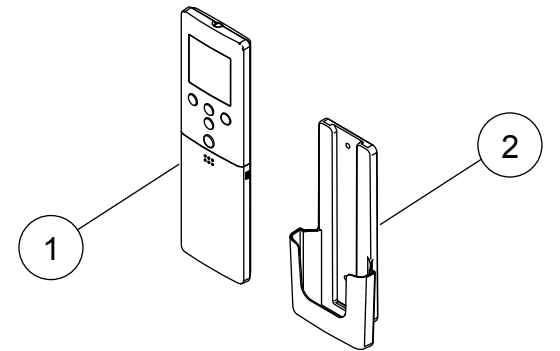


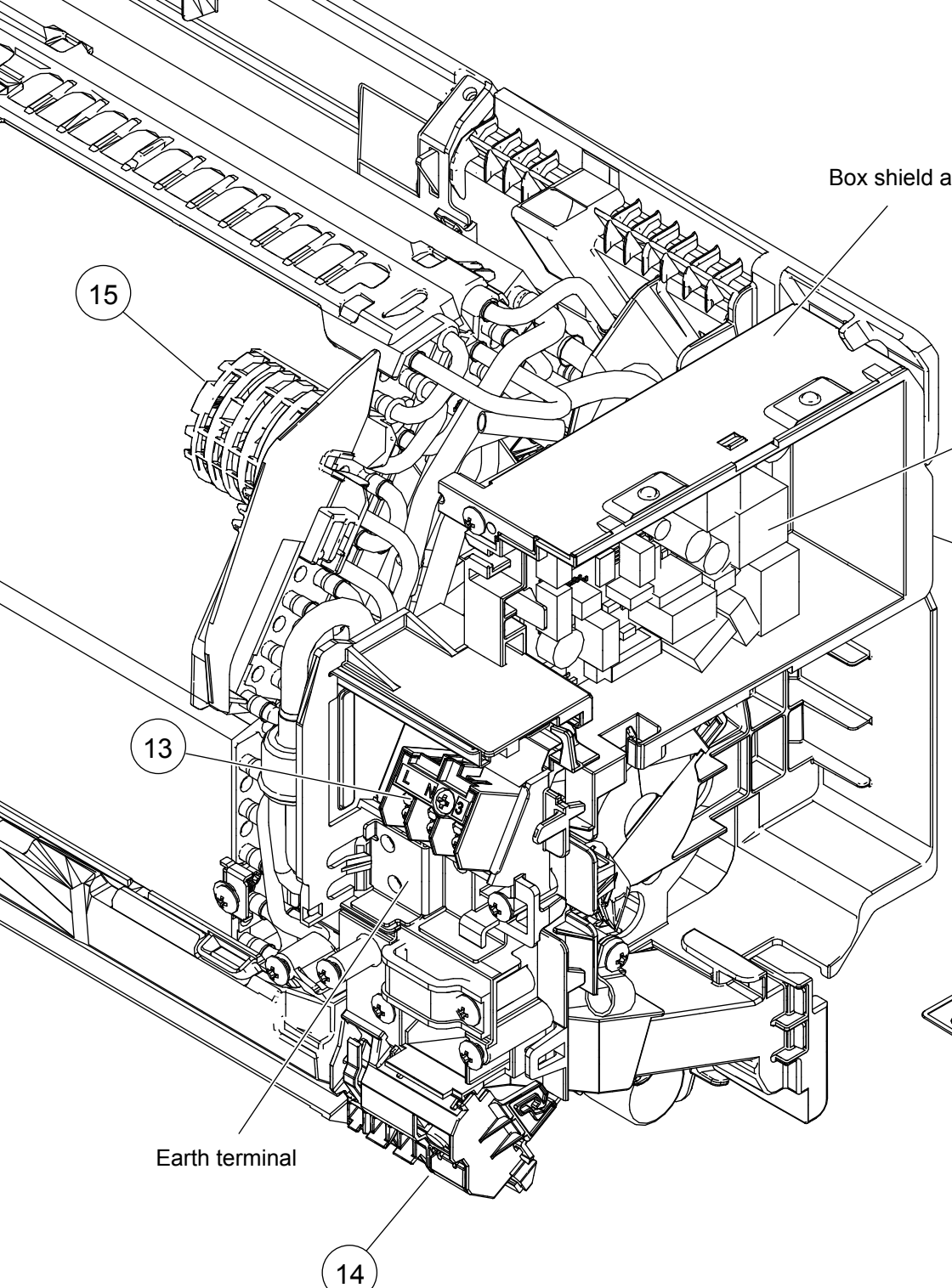
Ref	Description	Parts number
41	Casing Assy	9318264043
42	Casing	9317647014
43	Motor Cover	9316568006
44	Motor Cover	9316601000
45	Cable Guide	9317680011
46	Casing Cover B	9317653015
47	Casing Cover F	9317654005
48	R AND L Louver B	9316961012
49	Louver Gear Holder	9317669016
50	Louver Gear	9317648004
51	Gear A	9309994003
52	Motor Step	9900384128
53	Drain Hose Assy	9316904002
54	Drain Cap	9316177017
55	Fan Guard	9332277005
56	Fan Motor	9602704019
57	Crossflow Fan Assy	9316830004
58	Bearing C Assy	9306628017
59	Louver U	9317656016
60	Louver Z	9317657006

INDOOR UNIT
 COMPACT WALL MOUNTED
 ASU7RLF1
 ASU9RLF1
 ASU12RLF1



Ref.	Description	Part number
1	Remote Control	9320476007
2	Remote Control Holder	9318912005
3	Electric Filter Holder	9332911008
4	Air Clean Filter Assy	9317250009
5	Air Filter	9332875010
6	Front Panel Sub Assy (FUJITSU)	9332994063
7	Intake Grille printed (FUJITSU)	933305200 ?
8	Wire Cover	9332894011
9	Louver with Shaft cover	9333353005
10	Diffuser Assy	9332998009

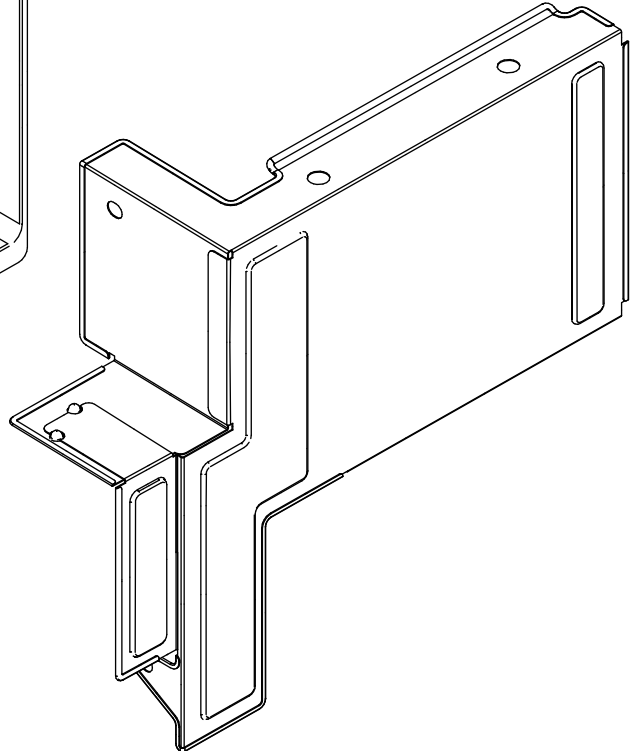




Box shield assy

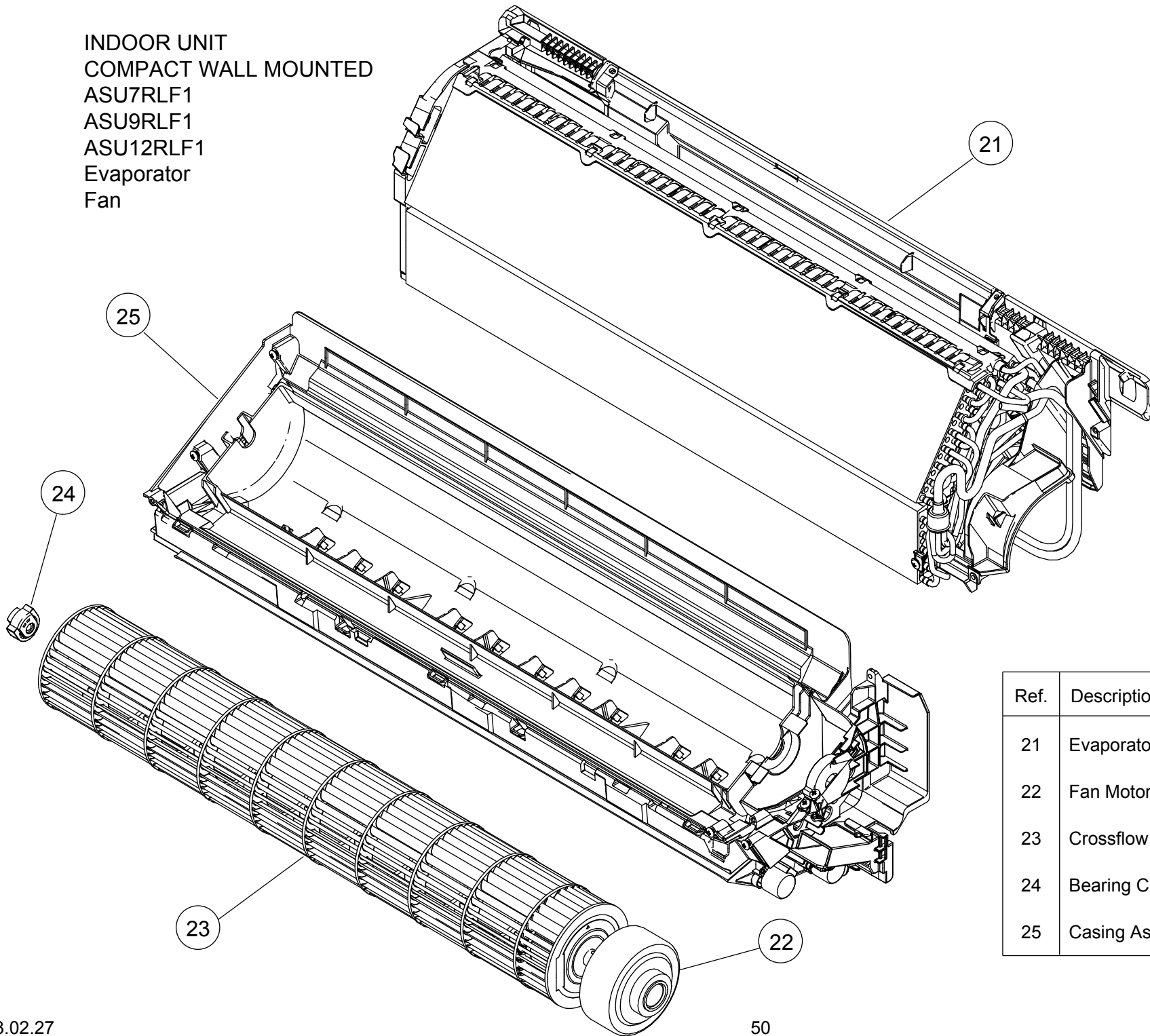
Ref.	Description	Part number
11	Control Box	9332892024
12	Main PCB (07)	9709427170
12	Main PCB (09)	9709427095
12	Main PCB (12)	9709427101
13	Terminal	9900720001
14	Display Assy	9709430019
15	Room Thermistor Holder	9332868005
--	Thermistor Assy	9900714024

Cover shield



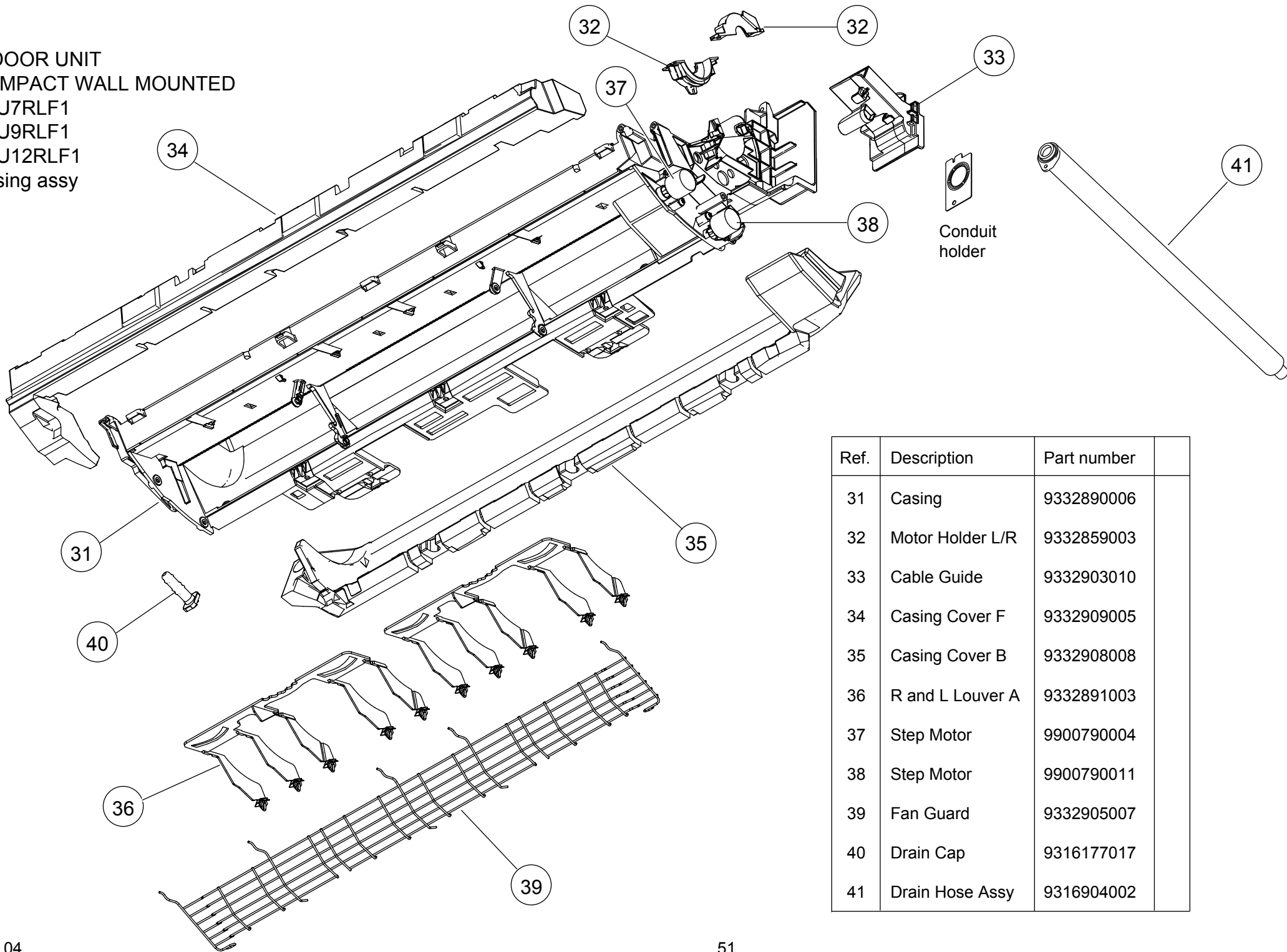
INDOOR UNIT
 COMPACT WALL MOUNTED
 ASU7RLF1
 ASU9RLF1
 ASU12RLF1
 Control box

INDOOR UNIT
 COMPACT WALL MOUNTED
 ASU7RLF1
 ASU9RLF1
 ASU12RLF1
 Evaporator
 Fan



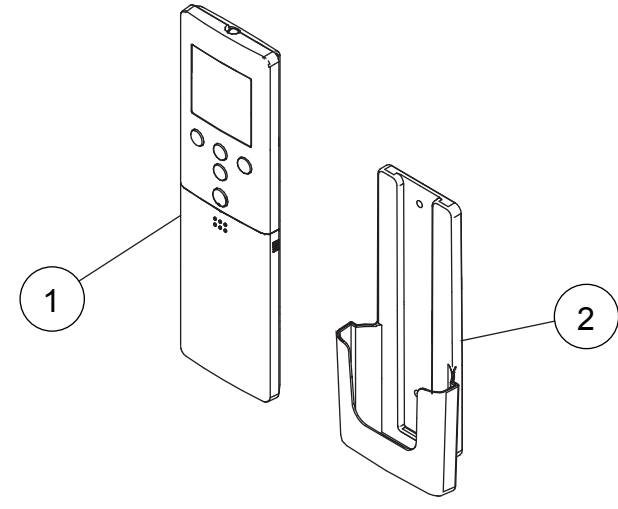
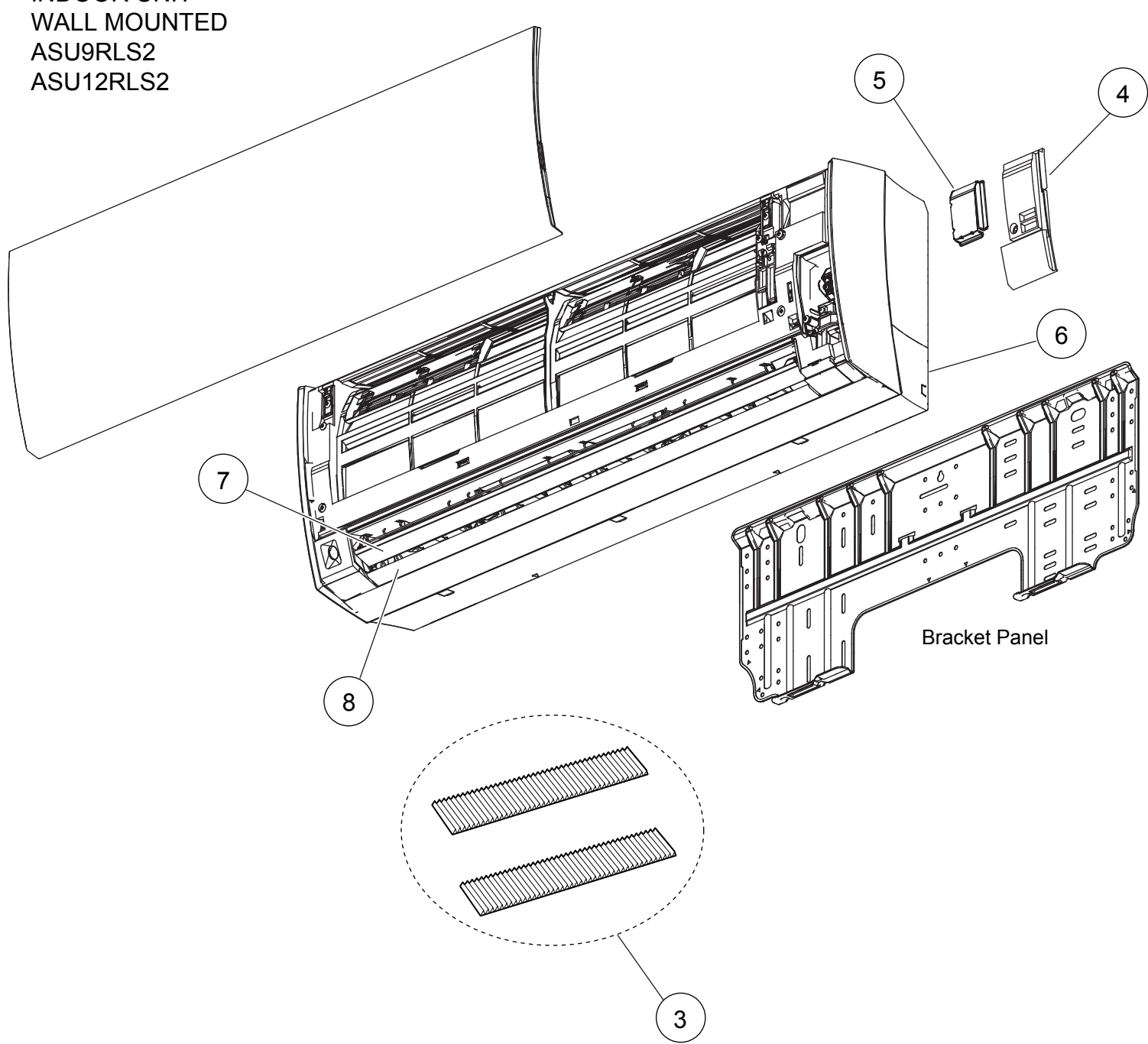
Ref.	Description	Part number
21	Evaporator Total Assy	9332989007
22	Fan Motor	9603269012
23	Crossflow Fan Assy	9316830004
24	Bearing C Assy	9306628017
25	Casing Assy	9333009056

INDOOR UNIT
 COMPACT WALL MOUNTED
 ASU7RLF1
 ASU9RLF1
 ASU12RLF1
 Casing assy



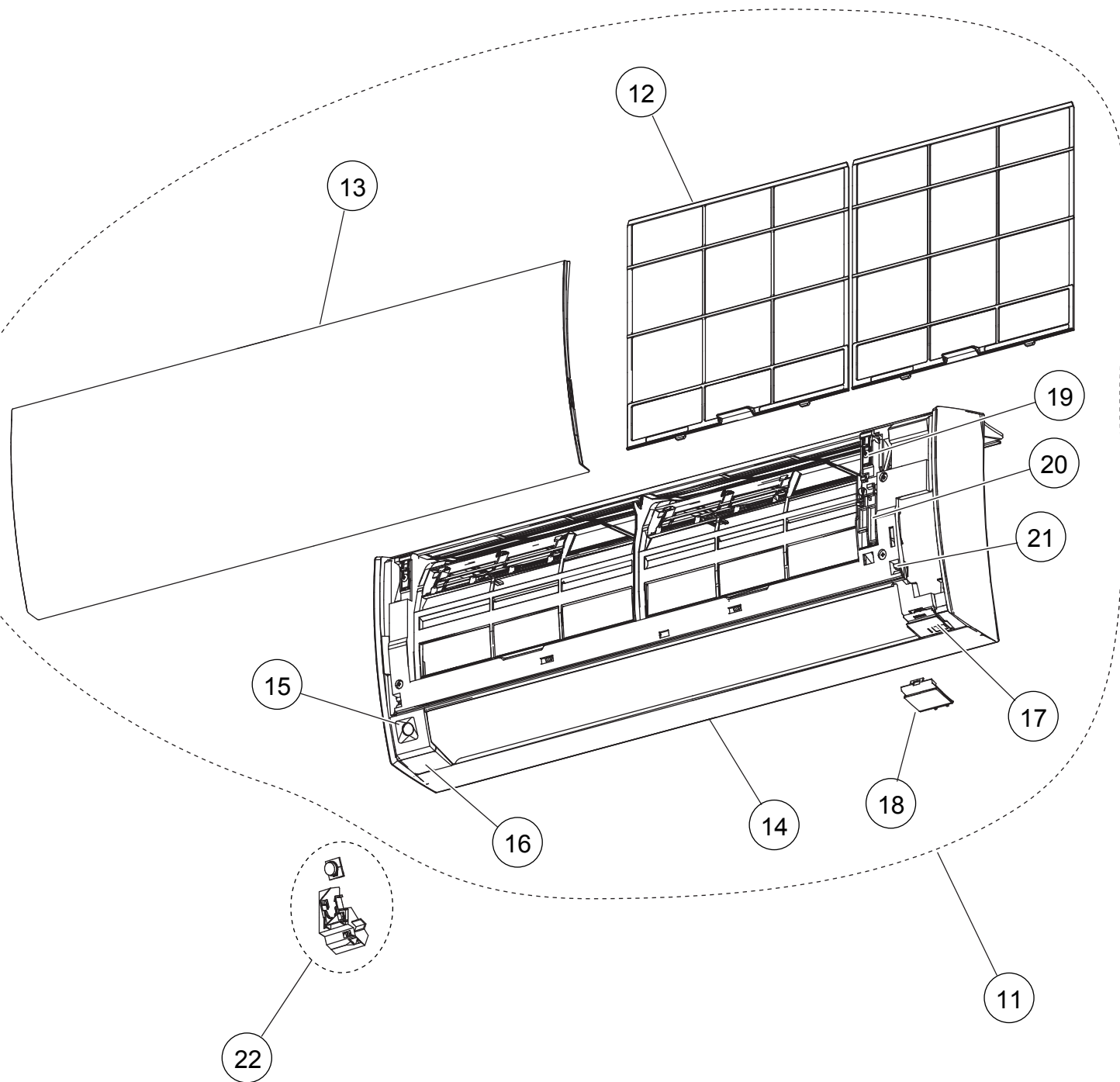
Ref.	Description	Part number
31	Casing	9332890006
32	Motor Holder L/R	9332859003
33	Cable Guide	9332903010
34	Casing Cover F	9332909005
35	Casing Cover B	9332908008
36	R and L Louver A	9332891003
37	Step Motor	9900790004
38	Step Motor	9900790011
39	Fan Guard	9332905007
40	Drain Cap	9316177017
41	Drain Hose Assy	9316904002

INDOOR UNIT
WALL MOUNTED
ASU9RLS2
ASU12RLS2



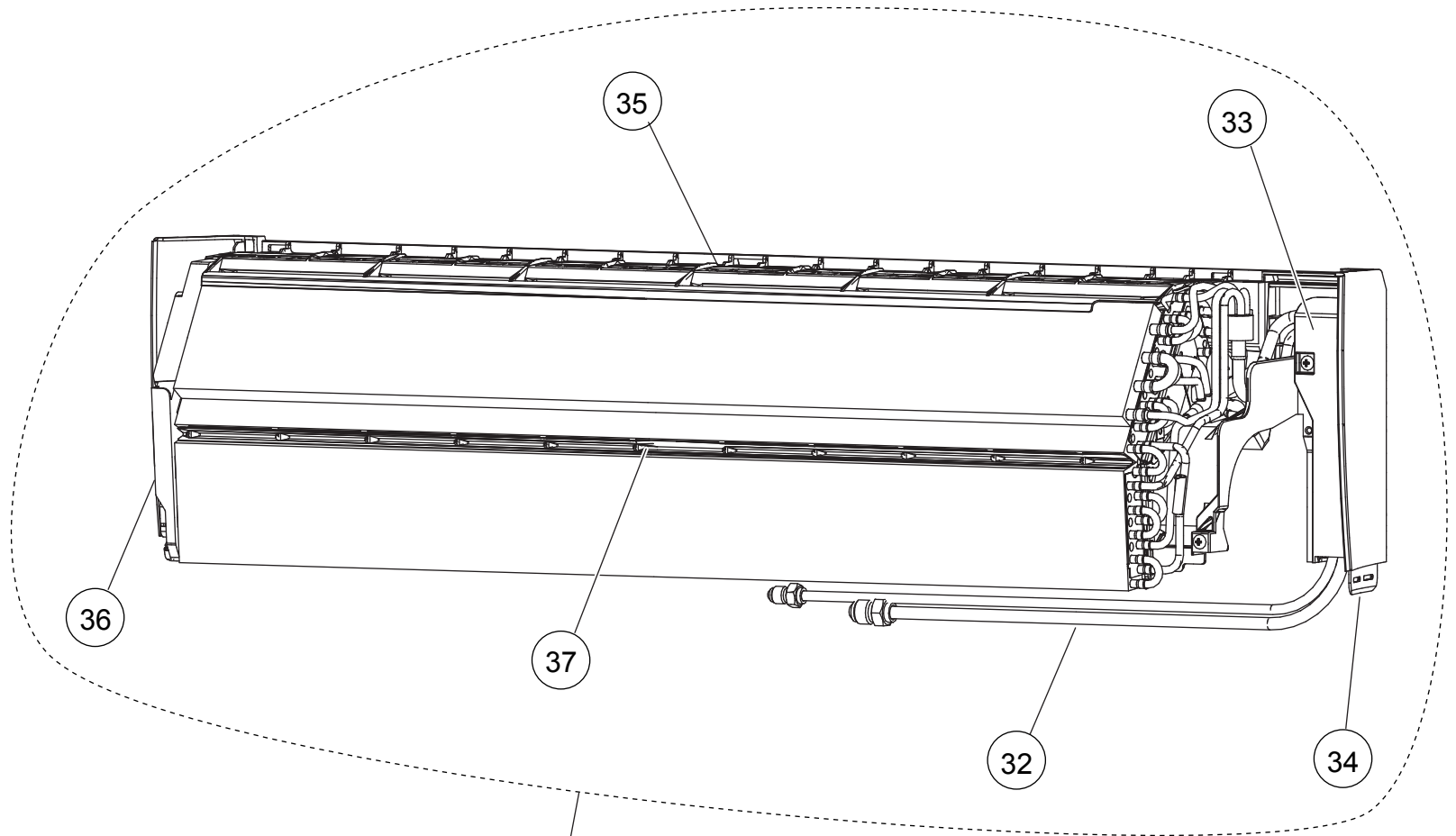
Ref.	Description	Part number
1	Remote Control	9319634012
2	Remote Control Holder	9318912005
3	Air Clean Filter Assy	9317250009
4	Wire Cover	9318911008
5	Wire Shield	9318919004
6	Under Cover	9318879001
7	Louver (Upper)	9318880007
8	Louver (Lower)	9318881004

INDOOR UNIT
WALL MOUNTED
ASU9RLS2
ASU12RLS2
Front panel

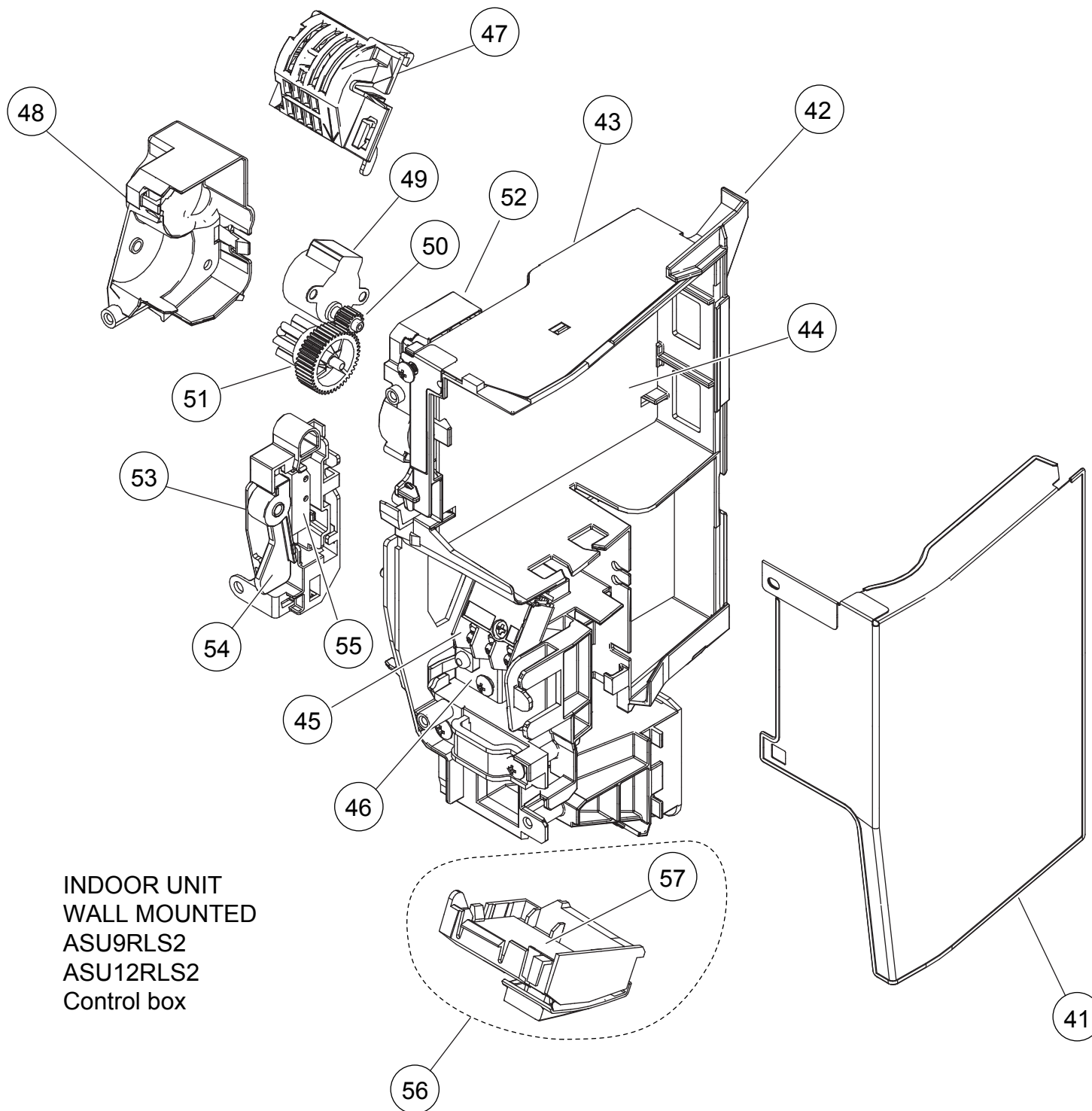


Ref.	Description	Part number
11	Front Panel Total Assy	9319348209
12	Air Filter	9318883008
13	Intake Grille Assy	9319351186
14	Front Panel	9318876000
15	Front Panel Cover T	9318909005
16	Display Plate Holder L	9318894004
17	Display Plate Holder R	9318895001
18	Display Plate R	9318893007
19	Arm Cover	9318900002
20	Grille Stay	9318899009
21	Grille Clamper B	9316951006
22	Pyroelectric Sensor Assy	9319346007

INDOOR UNIT
WALL MOUNTED
ASU9RLS2
ASU12RLS2
Evaporator



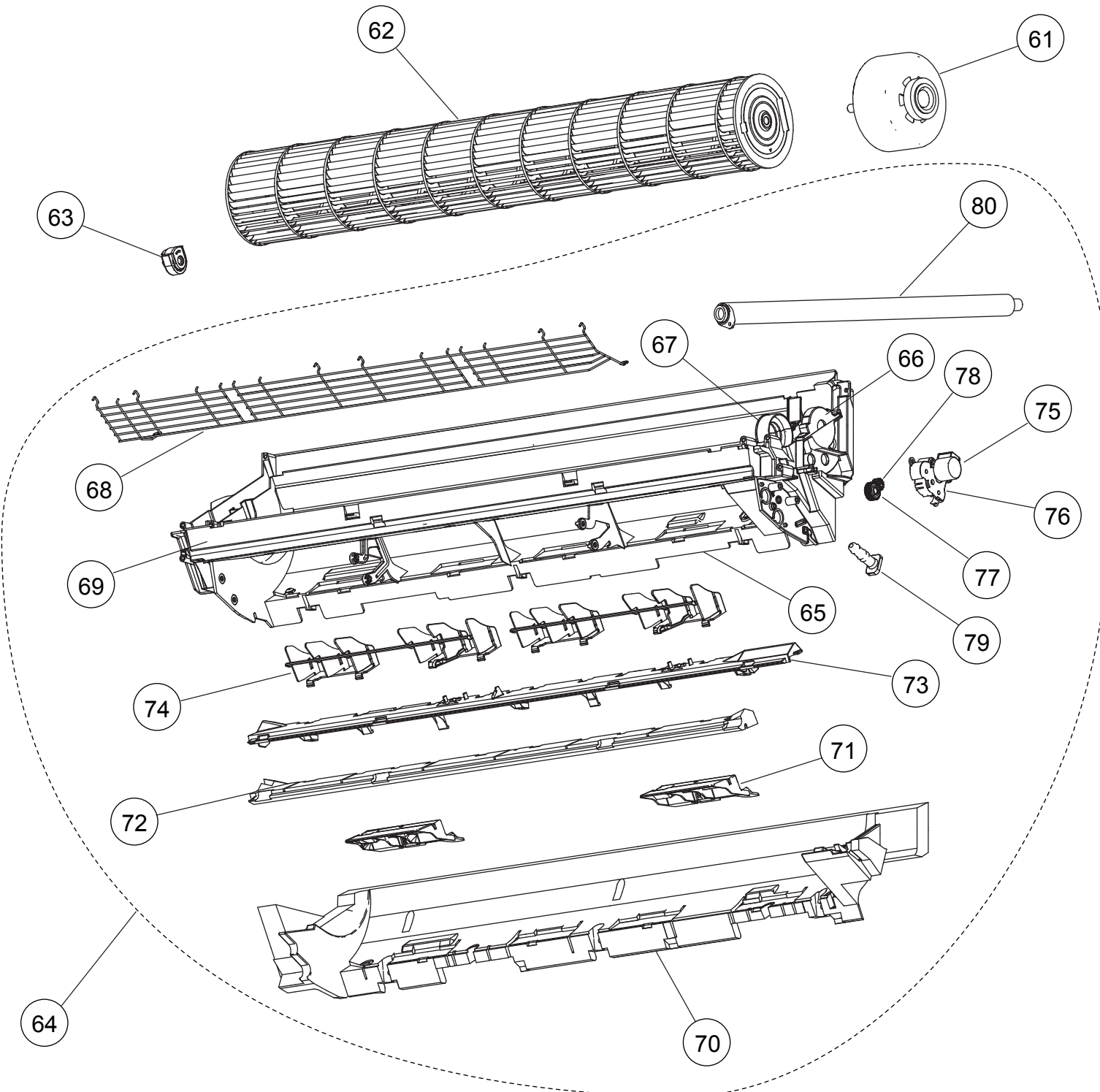
Ref.	Description	Part number
31	Evaporator Total Assy	9319327006
32	Joint Pipe Assy	9319322001
33	Joint Pipe Holder	9318901009
34	Base	9318874006
35	Filter Guide	9318887006
36	Evaporator Holder L	9318875003
37	Air Seal	9319295008



INDOOR UNIT
WALL MOUNTED
ASU9RLS2
ASU12RLS2
Control box

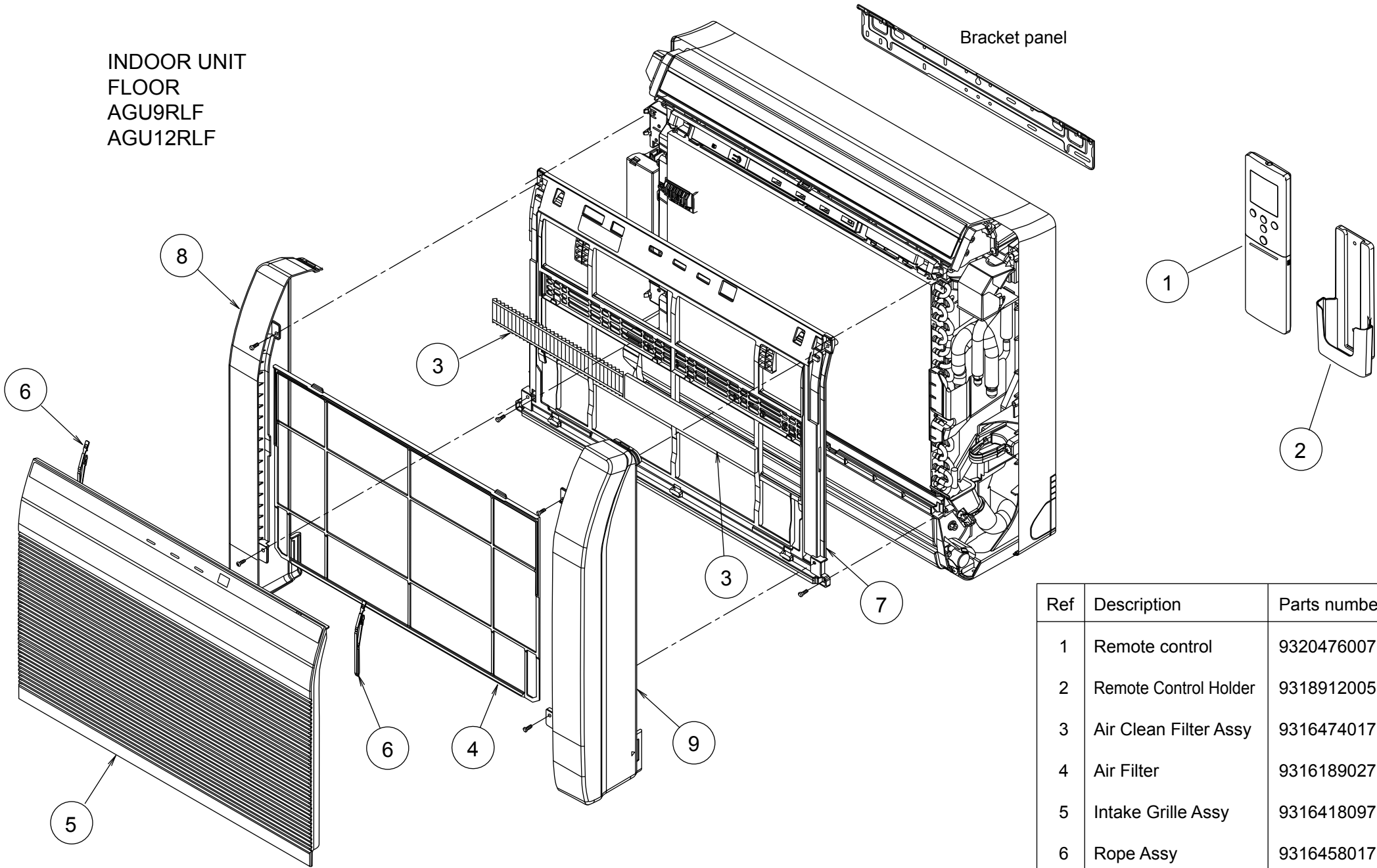
Ref.	Description	Part number
41	Cover Shield A	9318916003
42	Control Box	9318882018
43	Box Shield Assy	9319344003
44	Main PCB (9)	9708713205
44	Main PCB (12)	9708713212
45	Terminal	9900638016
46	Earth Terminal	9318918007
47	Room Thermistor Holder	9319068008
48	Gear Cover	9318902006
49	Step Motor	9900384166
50	Gear B	9319294001
51	Panel Gear	9319293004
52	Gear Case	9318903003
53	Switch Case	9319332000
54	Grille Key Top	9319334004
55	Micro Switch	9900625009
56	Display Assy	9708823010
57	Display PCB	9708824017
--	Thermistor Assy	9900627003

INDOOR UNIT
WALL MOUNTED
ASU9RLS2
ASU12RLS2
Casing assy



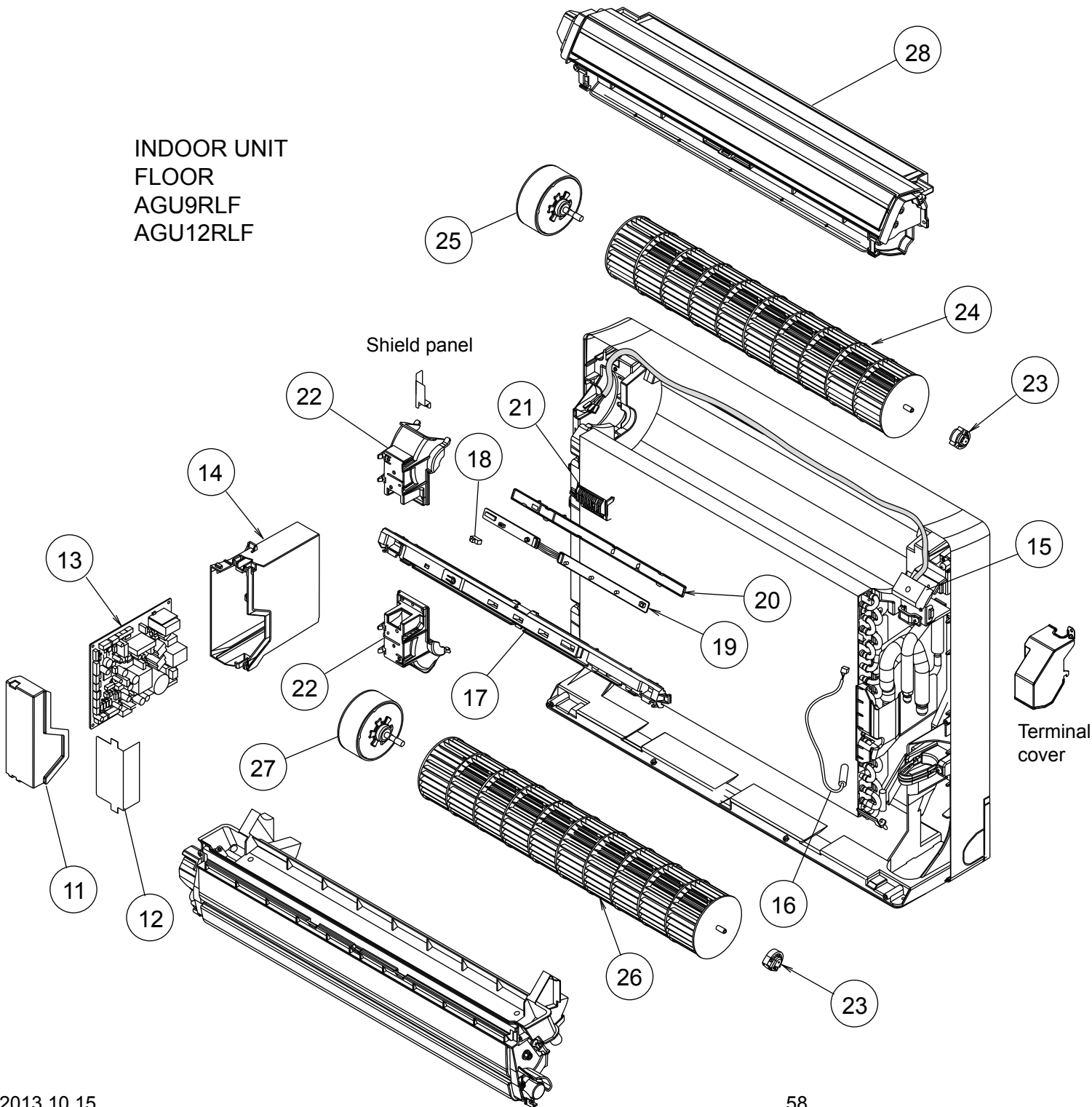
Ref.	Description	Part number
61	Fan Motor	9602947010
62	Crossflow Fan Assy	9319361000
63	Bearing C Assy	9306628017
64	Casing Assy	9319342009
65	Casing	9318873009
66	Motor Cover	9316601000
67	Motor Cover	9318888003
68	Fan Guard	9318924008
69	Casing Cover F	9318923001
70	Casing Cover B	9318920000
71	Pipe Bracket	9318889000
72	Panel Cover	9319296005
73	Louver Holder	9318886009
74	R and L Louver	9318885002
75	Motor Step	9900384128
76	Louver Gear Holder	9318905007
77	Louver Gear	9318904000
78	Gear A	9309994003
79	Drain Cap	9316177017
80	Drain Hose Assy	9316904002

INDOOR UNIT
FLOOR
AGU9RLF
AGU12RLF



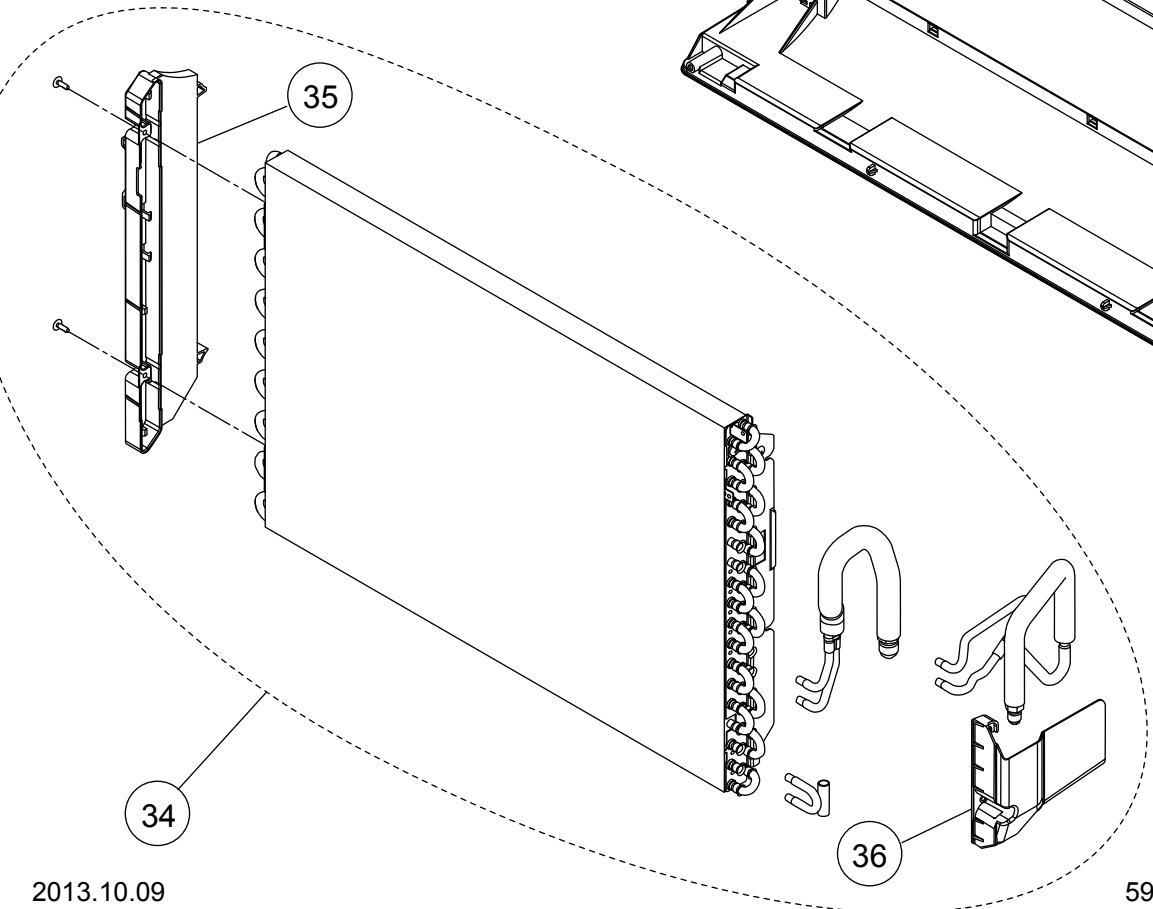
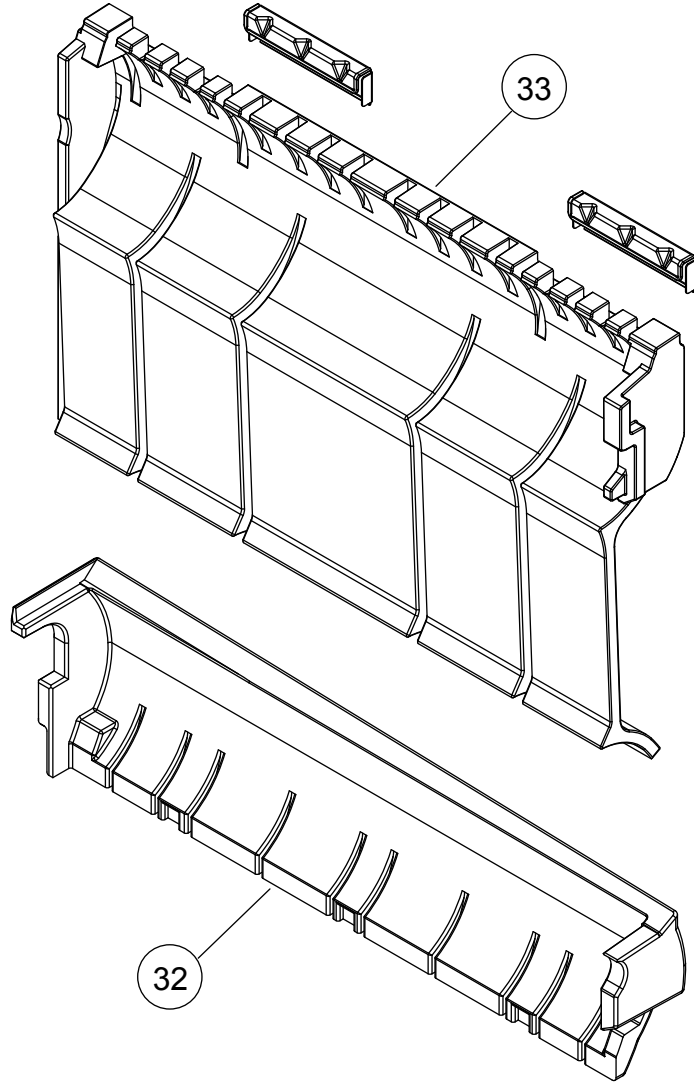
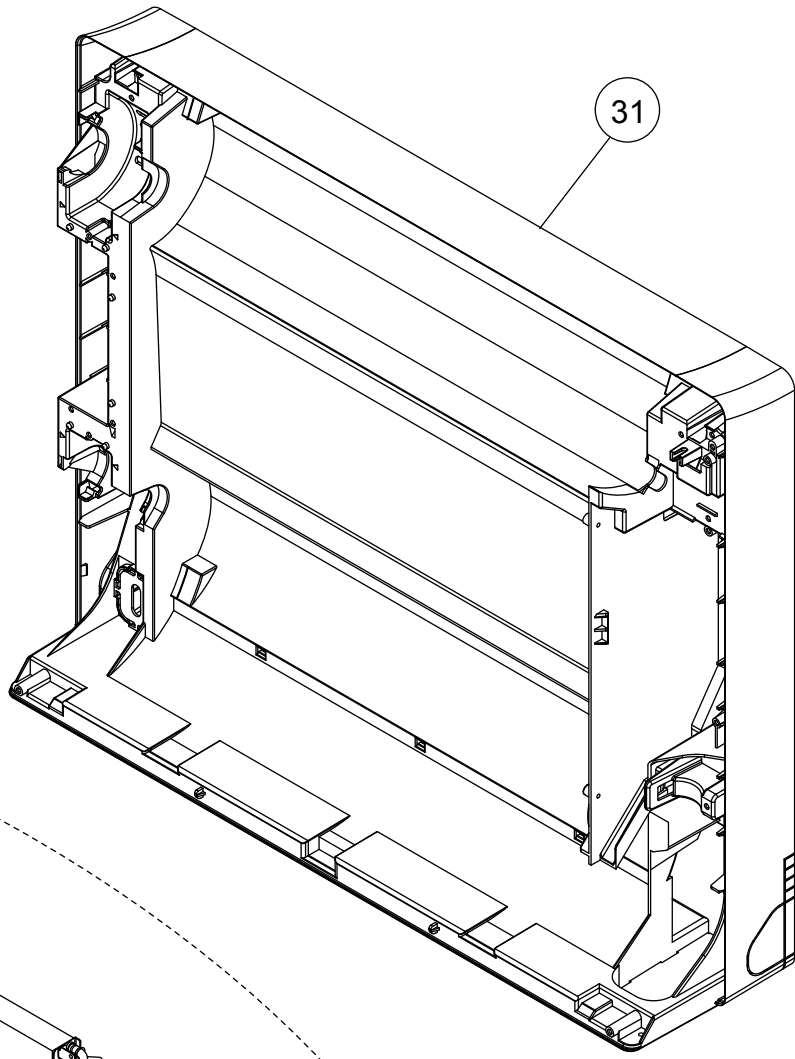
Ref	Description	Parts number
1	Remote control	9320476007
2	Remote Control Holder	9318912005
3	Air Clean Filter Assy	9316474017
4	Air Filter	9316189027
5	Intake Grille Assy	9316418097
6	Rope Assy	9316458017
7	Front Panel	9316185012
8	Front Panel L	9316187016
9	Front Panel R	9316186019

INDOOR UNIT
FLOOR
AGU9RLF
AGU12RLF



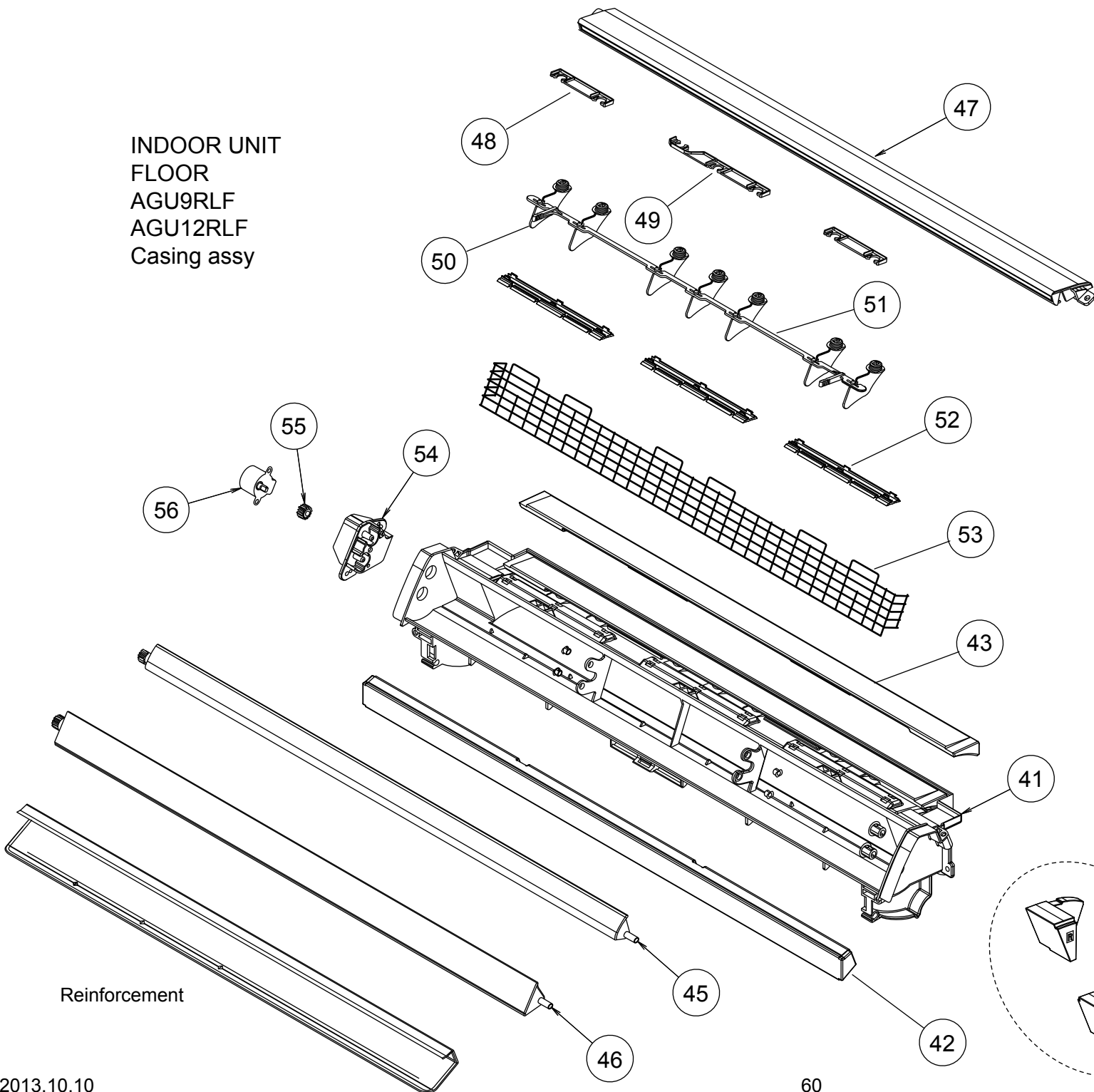
Ref	Description	Parts number
11	Control Cover	9316201026
12	Control Inner Cover	9316487017
13	Main PCB (AGU9RLF)	9708532134
13	Main PCB (AGU12RLF)	9708532141
14	Control Box	9316200029
15	Terminal	9900385026
16	Pipe Thermistor	9900425012
17	Display Case	9316194014
18	Slide Switch Cover	9316267015
19	Display PCB	9707571042
20	Display Cover	9316191013
21	Thermistor Holder	9316192010
22	Motor Holder	9316195011
23	Bearing C Assy	9306628017
24	Crossflow Fan Assy	9312004034
25	Fan Motor, MFD-14TXAN	9602850013
26	Crossflow Fan B Assy	9316309012
27	Fan Motor, MFD-14SXAN	9602851010
28	Casing Assy	9316411012

Ref	Description	Parts number
31	Base	9316193017
32	Base Cover A	9316197015
33	Base Cover B	9316373013
34	Evaporator Total Assy	9316091016
35	Evaporator Holder	9316199019
36	Water Seal	9316271012



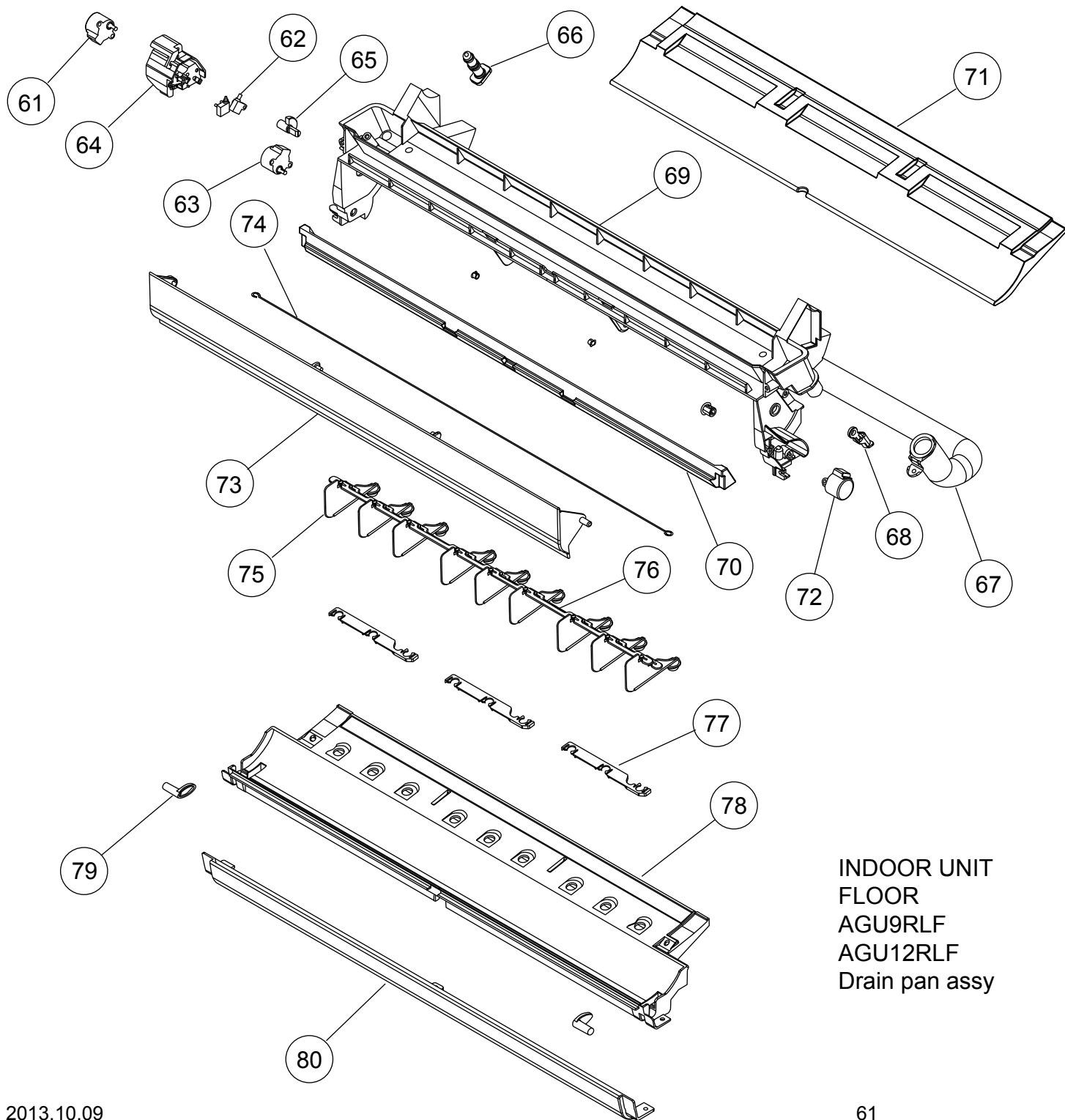
INDOOR UNIT
 FLOOR
 AGU9RLF
 AGU12RLF

INDOOR UNIT
FLOOR
AGU9RLF
AGU12RLF
Casing assy



Ref	Description	Parts number
41	Casing	9316204010
42	Casing Cover F	9316308015
43	Casing Cover B	9316273016
44	Casing Cover LR	9316310018
45	Louver U (upper)	9316205017
46	Louver Z (lower)	9316206014
47	Top Cover	9316207011
48	Spacer C	9315281012
49	Spacer D	9315282019
50	R and L Louver U	9316208018
51	Joint U	9316209015
52	Guard Holder	9316210011
53	Fan Guard	9316211018
54	Gear Case	9316213012
55	Gear A	9309994003
56	Step Motor (up / down)	9900384043

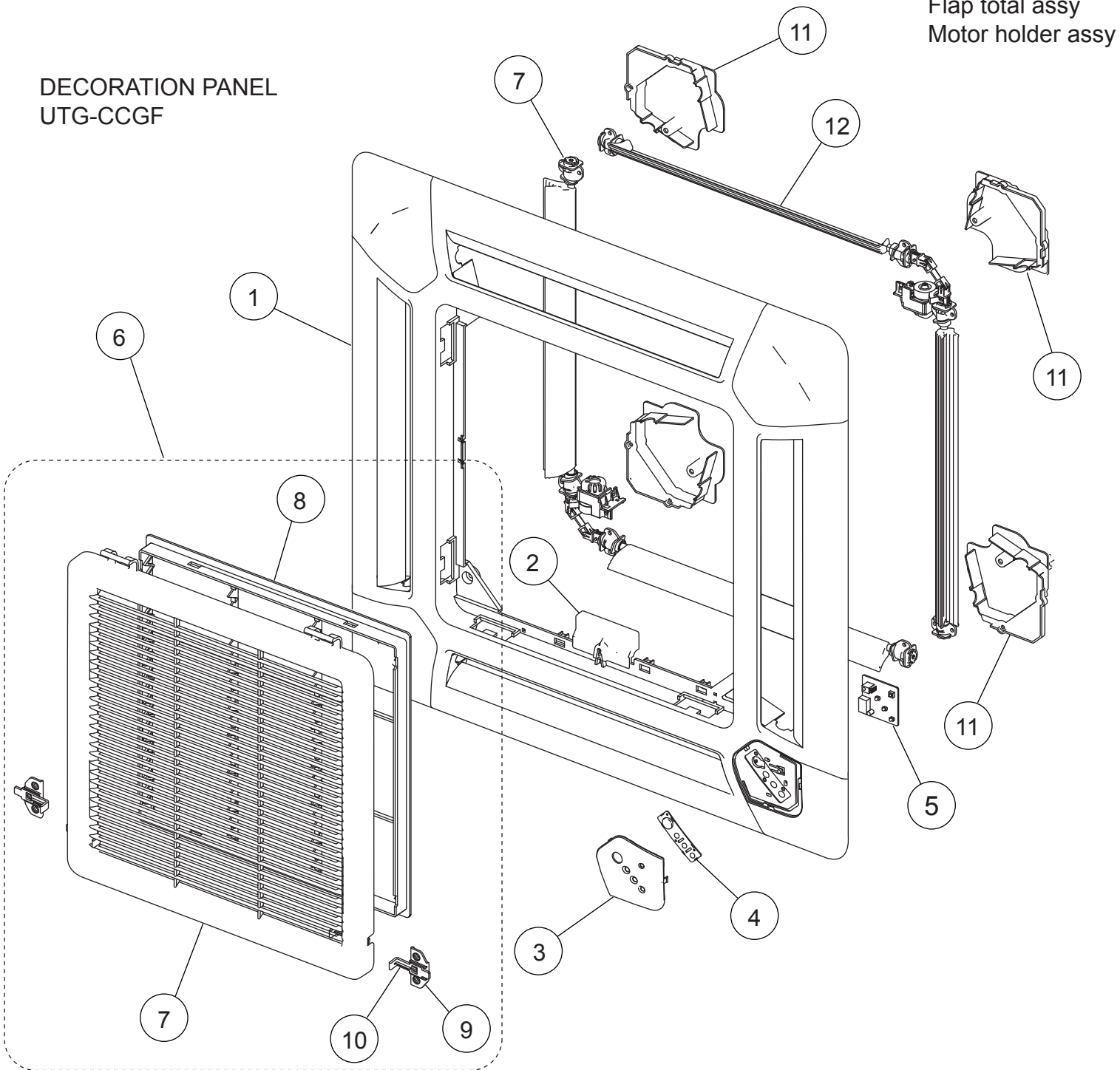
Reinforcement



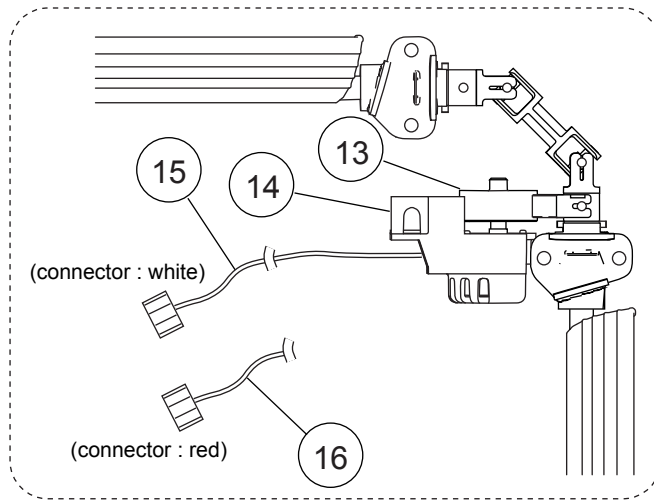
INDOOR UNIT
FLOOR
AGU9RLF
AGU12RLF
Drain pan assy

Ref	Description	Parts number
61	Motor Step (Damper)	9900384050
62	Micro Switch (Limit Switch)	9900424015
63	Motor Step (Damper Lock Left)	9900384067
64	Limit Switch Cover	9316217010
65	Key Top	9316218017
66	Drain Cap	9316177017
67	Drain Hose Assy	9314147029
68	Drain Holder	9316384019
69	Drain Pan U	9316214019
70	Drain Cover F	9316274013
71	Drain Cover B	9316386013
72	Step Motor (Damper Lock Right)	9900384074
73	Damper	9316216013
74	Fan Guard Z	9316918009
75	R and L Louver Z	9316334014
76	Joint Z	9316335011
77	Spacer D	9315282019
78	Drain Pan Z	9316215016
79	Stopper	9316219014
80	Under Cover	9316374010

DECORATION PANEL
UTG-CCGF

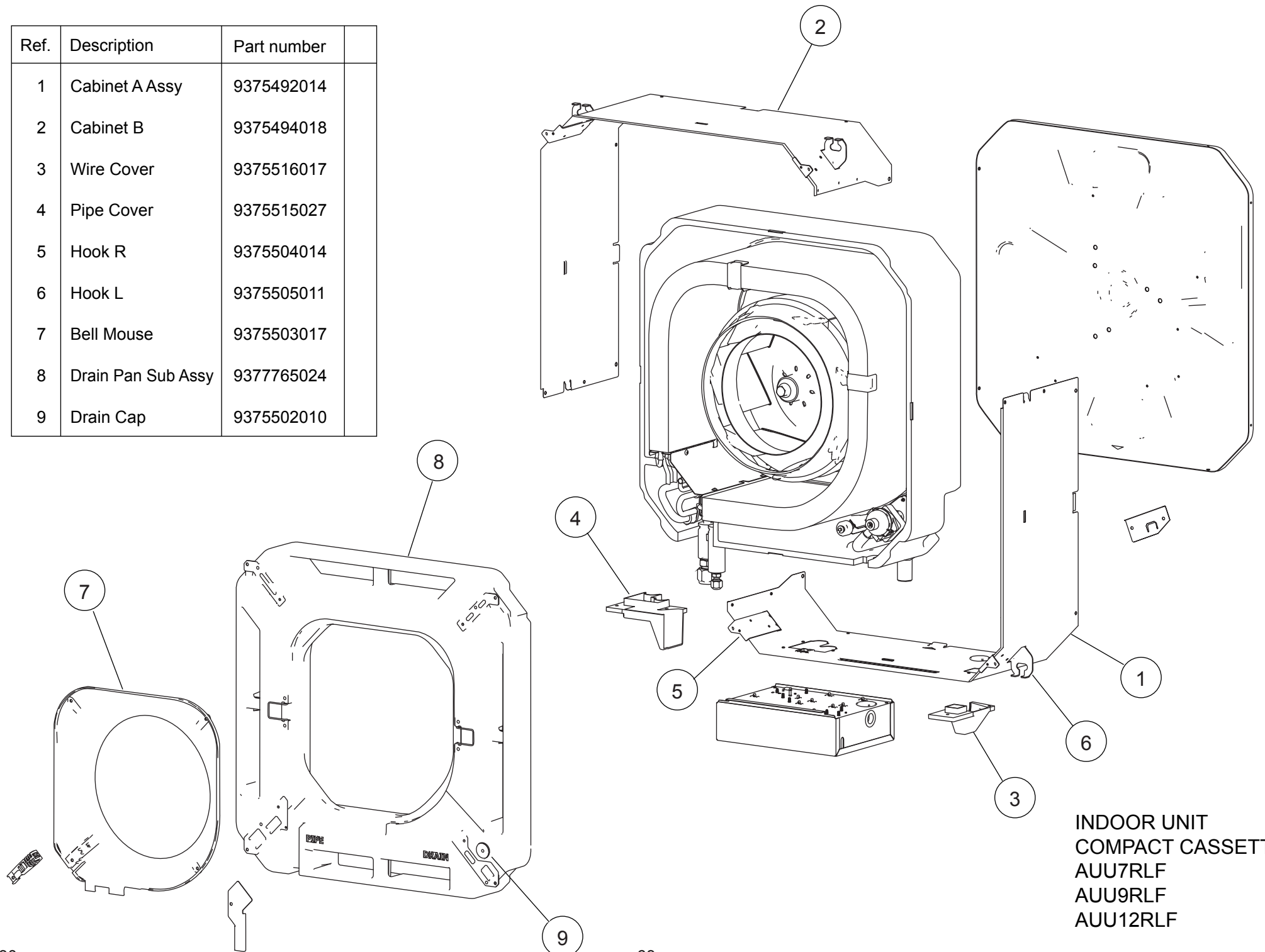


Flap total assy
Motor holder assy



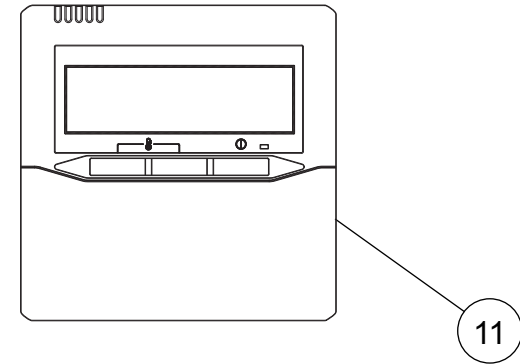
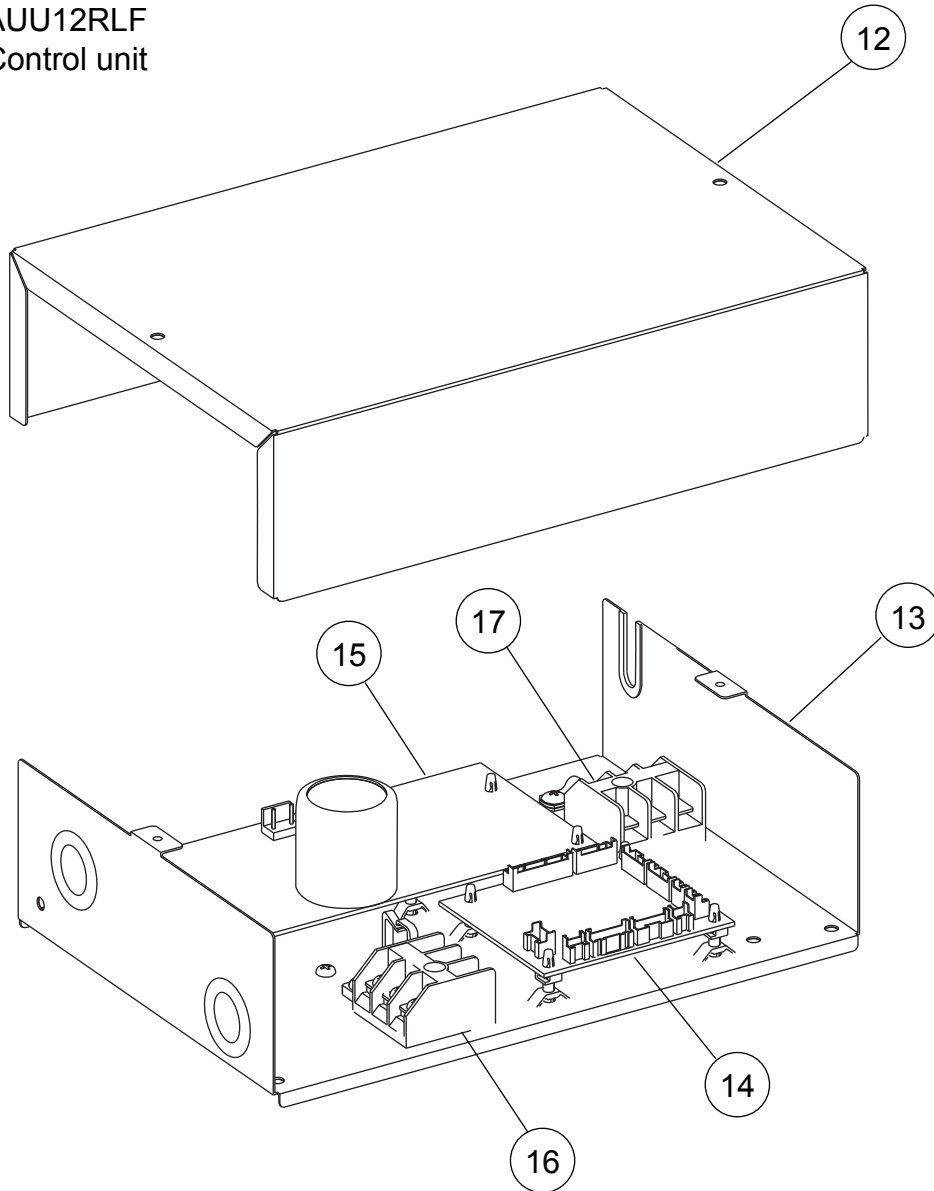
Ref.	Description	Part number
1	Decoration Panel without Insulations	9375525033
2	Connector Cover	9375549015
3	Display Panel	9375529123
4	Receiver Window	9375547011
5	Indicator PCB	9707371031
6	Intake Grille Assy	9375726027
7	Intake Grille	9375531027
8	Long Life Filter	9375533014
9	Hook Bracket	9375546014
10	Grille Hook	9375532024
11	Panel Cover without Insulations	9375530013
12	Flap Total Assy	9377760029
13	Gear A	9375536015
14	Motor Holder	9375535018
15	Step Motor (white connector)	9900139070
16	Step Motor (red connector)	9900139087

Ref.	Description	Part number
1	Cabinet A Assy	9375492014
2	Cabinet B	9375494018
3	Wire Cover	9375516017
4	Pipe Cover	9375515027
5	Hook R	9375504014
6	Hook L	9375505011
7	Bell Mouse	9375503017
8	Drain Pan Sub Assy	9377765024
9	Drain Cap	9375502010

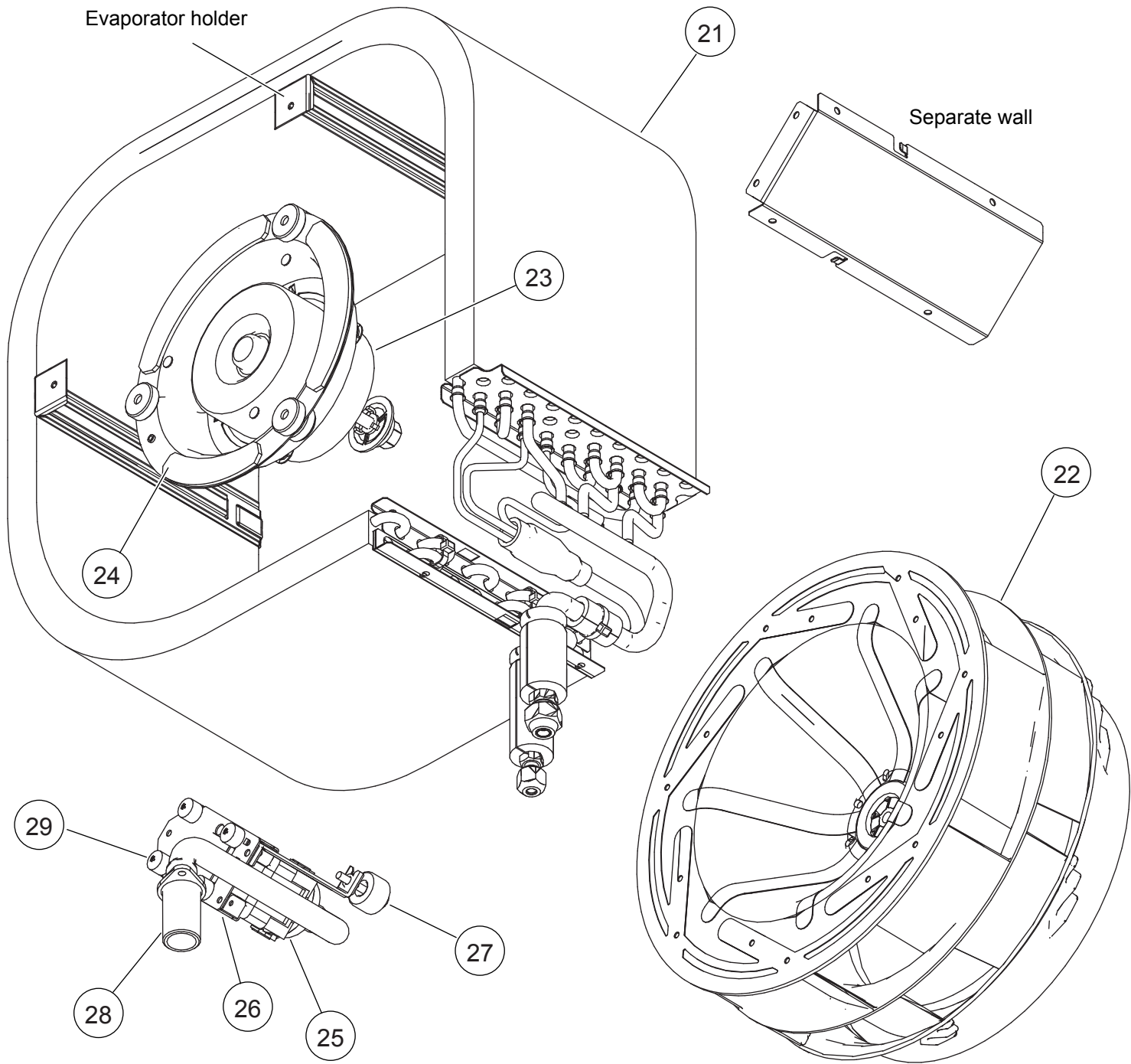


INDOOR UNIT
 COMPACT CASSETTE
 AUU7RLF
 AUU9RLF
 AUU12RLF

INDOOR UNIT
 COMPACT CASSETTE
 AUU7RLF
 AUU9RLF
 AUU12RLF
 Control unit



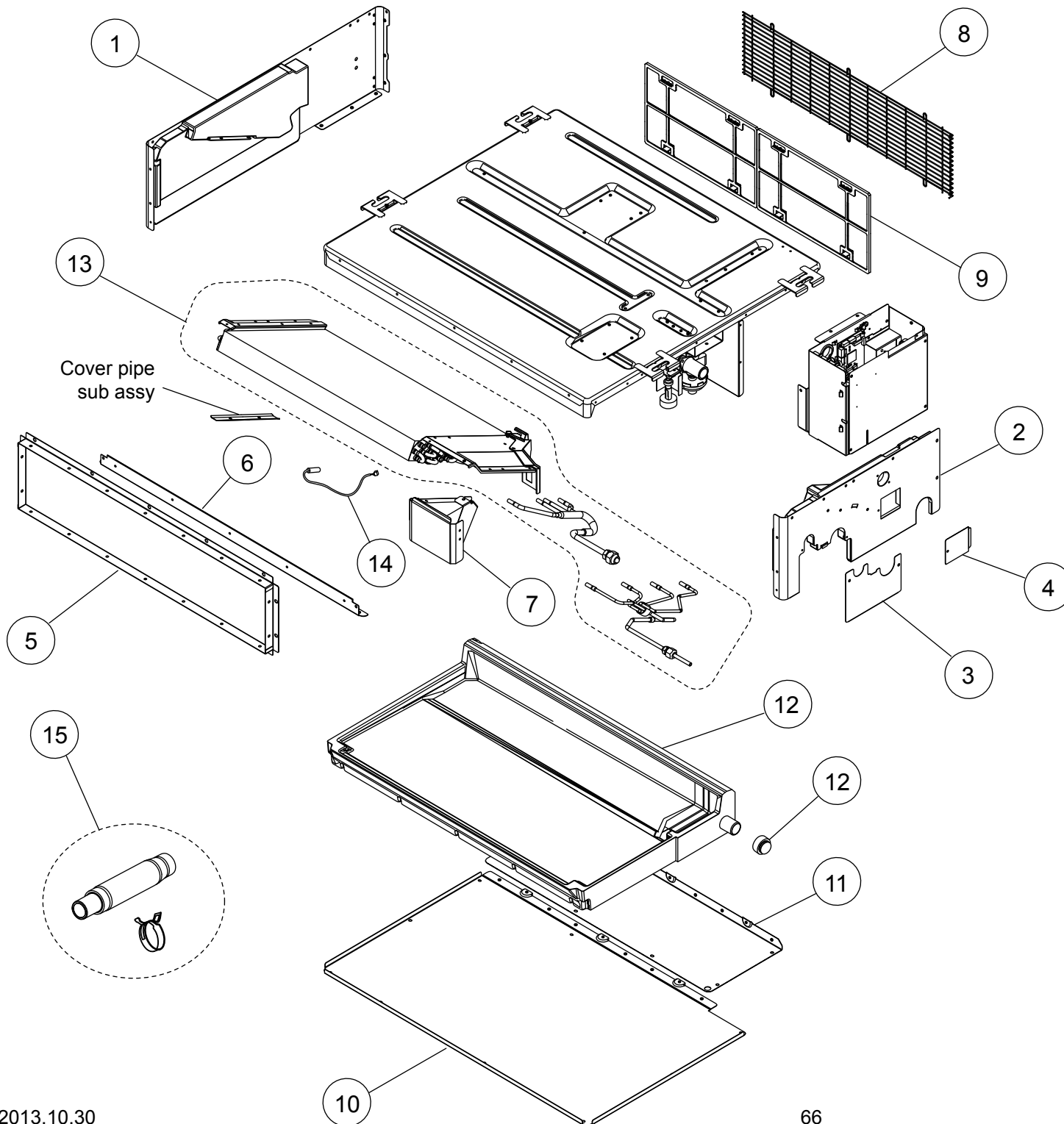
Ref.	Description	Part number
11	Remote Control	9318593006
12	Control Box Cover	9375512019
13	Control Box A Assy	9379250016
14	Main PCB (7)	9709245736
14	Main PCB (9)	9709245538
14	Main PCB (12)	9709245545
15	Power Supply PCB	9707398236
16	Terminal	9306489045
17	Terminal	9703345012
--	Pipe Thermistor	9703297014
--	Room Thermistor	9900502003



INDOOR UNIT
 COMPACT CASSETTE
 AUU7RLF
 AUU9RLF
 AUU12RLF

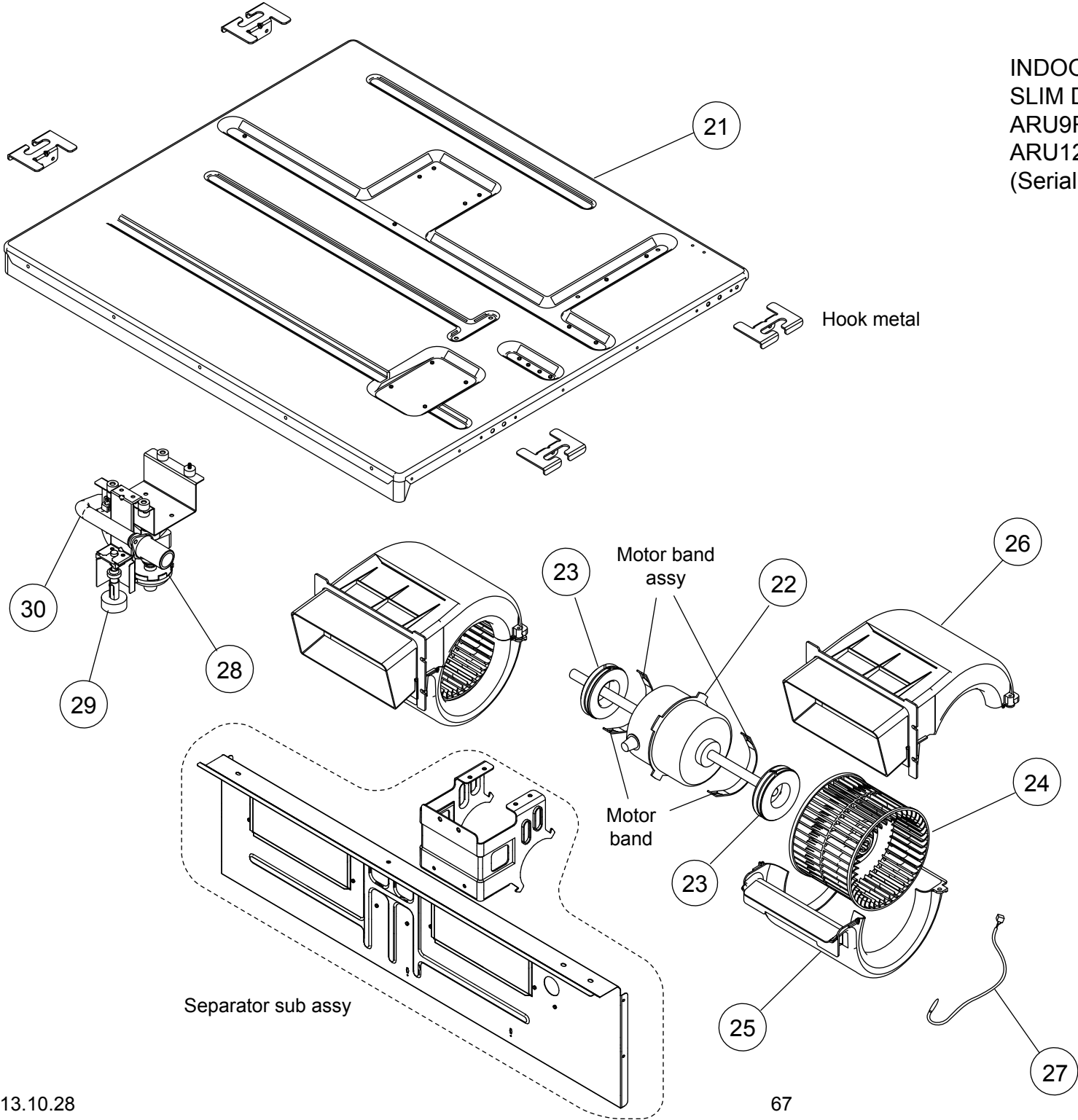
Ref.	Description	Part number
21	Evaporator Total Assy (7)	9377914040
21	Evaporator Total Assy (9, 12)	9377914033
22	2 Stage Turbo Fan Assy	9375480011
23	Fan Motor	9602870004
24	Fan Motor Holder	9375552015
25	Pump Assy	9900472030
26	Drain Pump Holder B	9375518011
27	Float Switch	9900361037
28	Drain Port Sub Assy	9375718015
29	Rubber (Pump)	9378426016

INDOOR UNIT
 SLIM DUCT
 ARU9RLF
 ARU12RLF
 (Serial number : T)
 Refer to the service bulletin RAC-0059

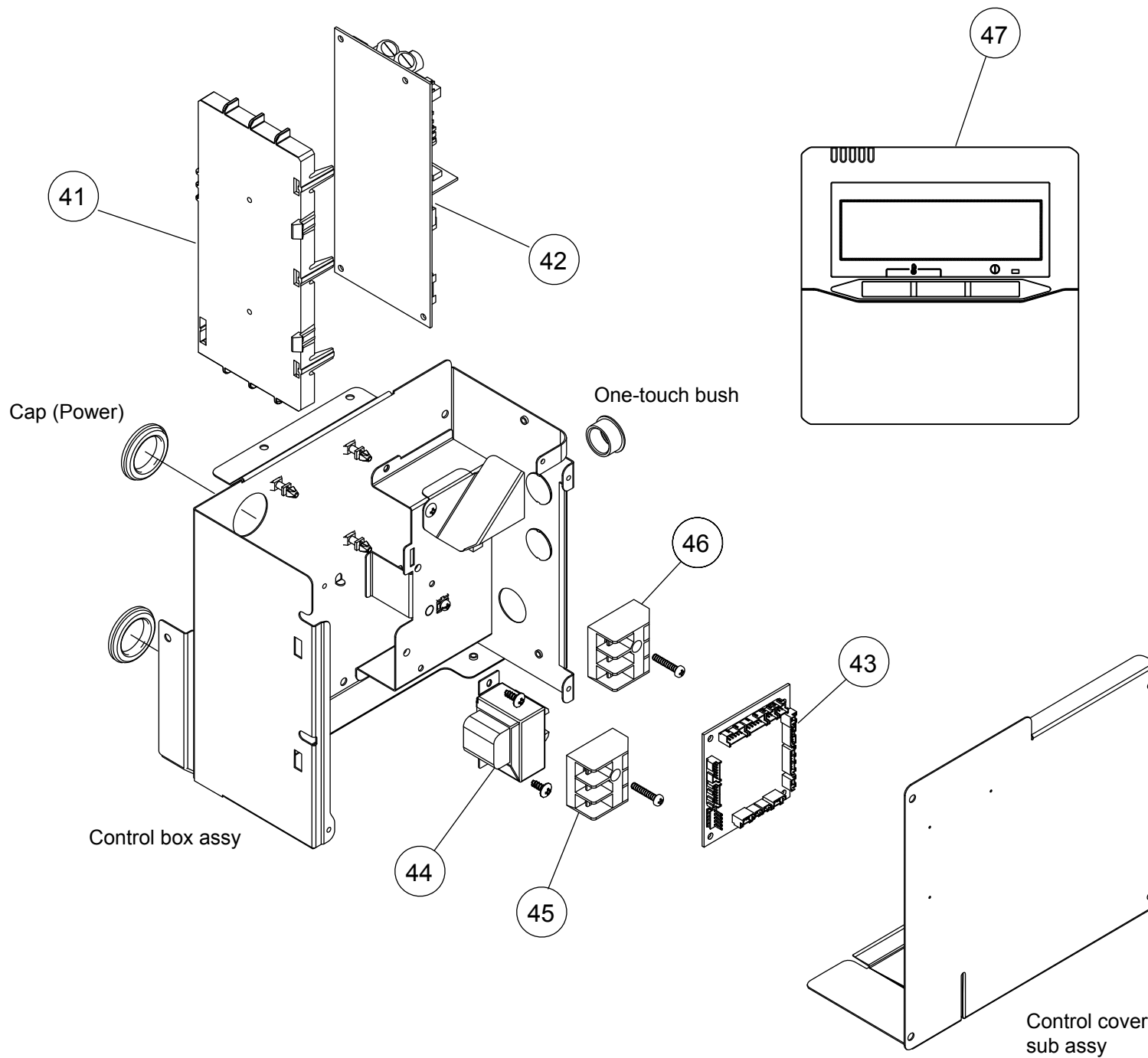


Ref	Description	Parts number
1	Side Panel R Sub Assy	9379906005
2	Side Panel L Sub Assy	9379907002
3	Pipe Panel Sub Assy	9379900003
4	Panel (Window) Sub Assy	9379915007
5	Outlet Frame Sub Assy	9379909006
6	Front Panel (2 Fan)	9379593007
7	Valve Cover Sub Assy	9379576000
8	Fan Guard (2 Fan)	9379637008
9	Air Filter	9379574006
10	Main Panel Sub Assy	9379902007
11	Cabinet Panel (2 Fan)	9379596008
12	Drain Pan Sub Assy	9379901000
13	Evaporator Total Assy	9364499581
14	Pipe Thermistor	9900623005
15	Hose Sub Assy	9378450110

INDOOR UNIT
 SLIM DUCT
 ARU9RLF
 ARU12RLF
 (Serial number : T)



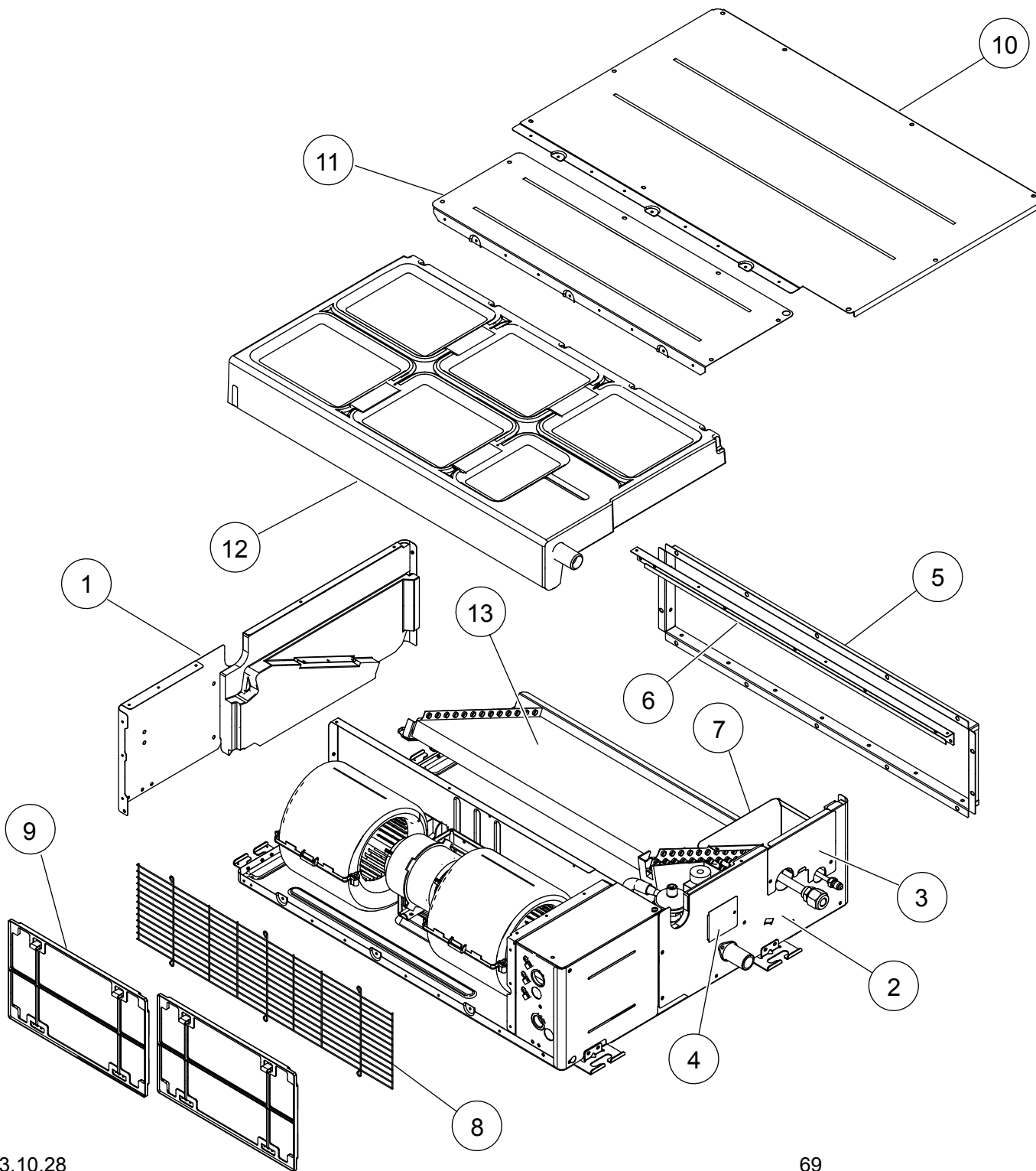
Ref	Description	Parts number
21	Top Panel Sub Assy	9379908009
22	Fan Motor Assy	9603283018
23	Rubber (Vibration Proof)	9379644006
24	Sirroco Fan Assy	9379570015
25	Casing B	9379572002
26	Casing U	9379571005
27	Room Thermistor	9703299247
28	Pump Assy	9900472047
29	Float Switch	9900465032
30	Drain Hose Assy	9379913003



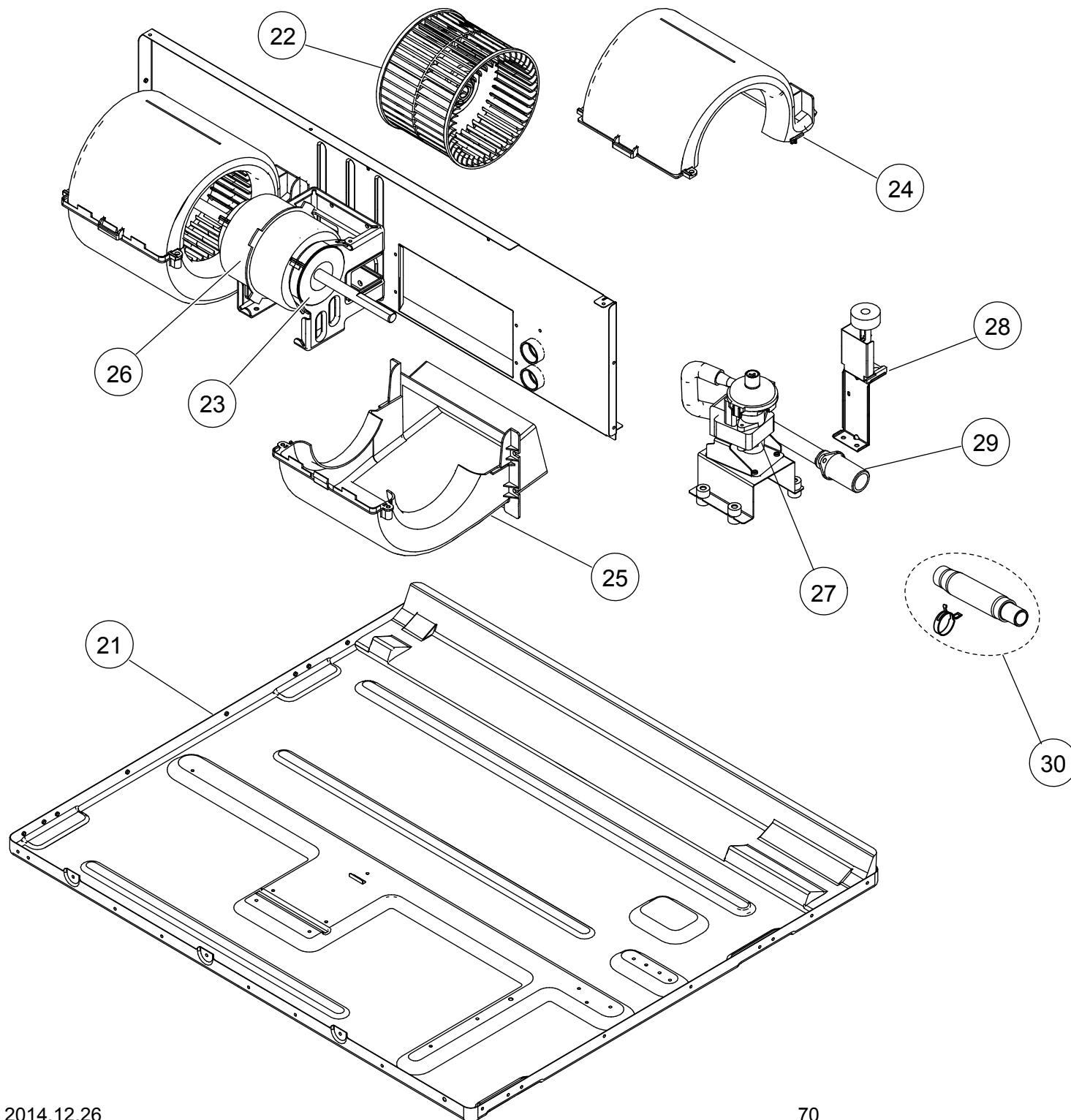
Ref	Description	Parts number
41	PCB Holder	9379402019
42	Power Supply PCB	9707398243
43	Main PCB (9)	9707393675
43	Main PCB (12)	9707393682
44	Reactor Assy	9707457018
45	Terminal 3P	9306489045
46	Terminal 3P (Wired Remote)	9703345012
47	Remote Control	9318593006

INDOOR UNIT
 SLIM DUCT
 ARU9RLF
 ARU12RLF
 (Serial number : T)

INDOOR UNIT
 SLIM DUCT
 ARU7RLF
 ARU9RLF
 ARU12RLF
 (Serial number : R)
 Refer to the service
 bulletin RAC-0059



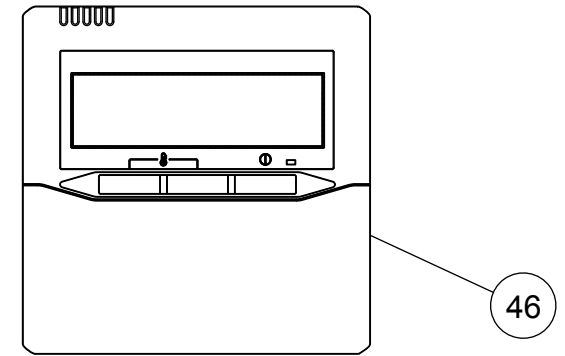
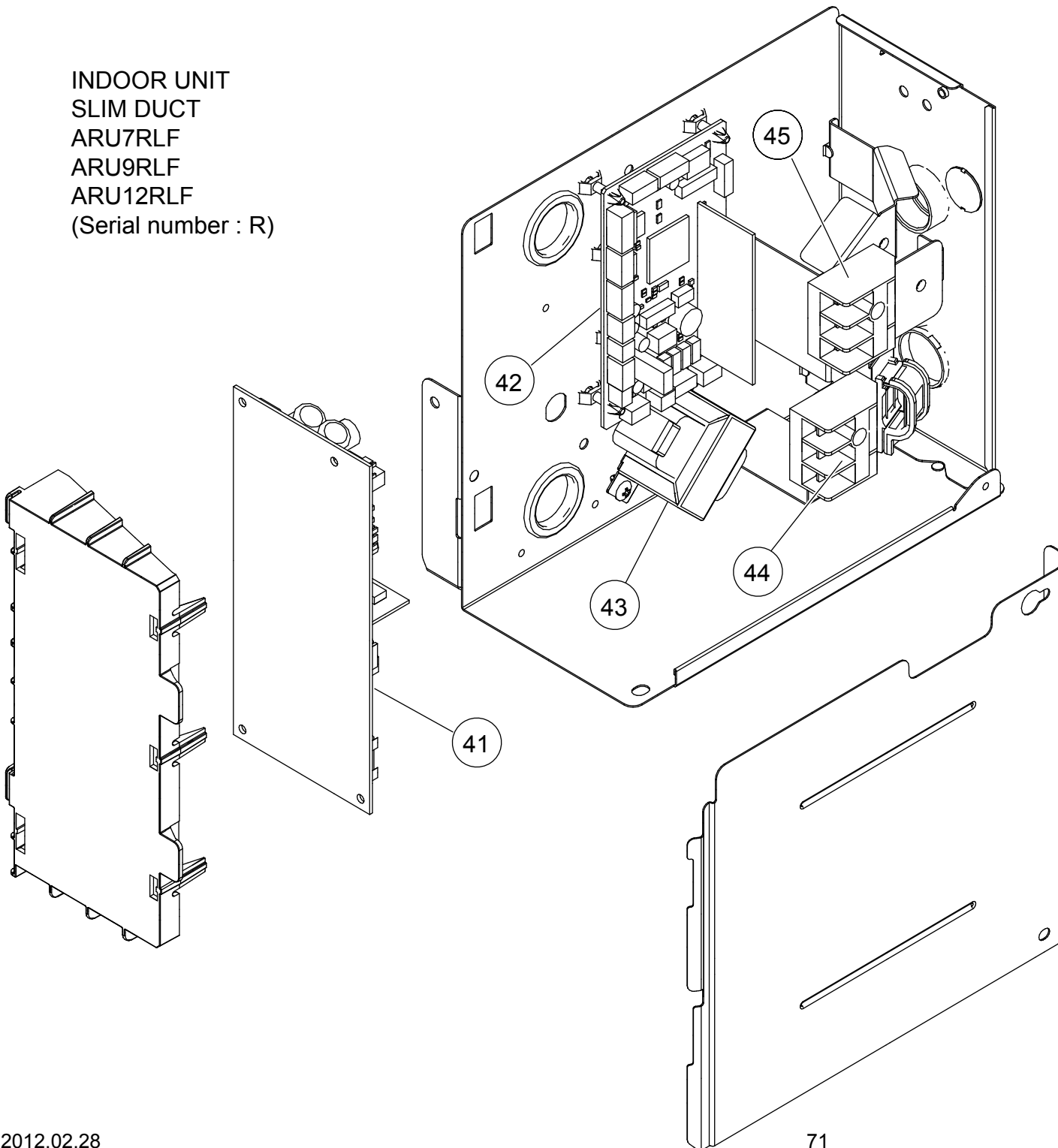
Ref	Description	Parts number
1	Side Panel R Sub Assy	9379906012
2	Side Panel L Sub Assy	9379907019
3	Pipe Panel Sub Assy	9379900003
4	Panel (Window) Sub Assy	9379915007
5	Outlet Frame Assy	9380042006
6	Front Panel (2 Fan)	9380594000
7	Valve Cover Sub Assy	9379576017
8	Fan Guard (2 Fan)	9380589006
9	Air Filter	9379574006
10	Main Panel (2 Fan)	9380602002
11	Cabinet Panel (2 Fan)	9380597001
12	Drain Pan Sub Assy	9379901048
13	Evaporater Total Assy (7)	9380682080
13	Evaporater Total Assy (9, 12)	9380682042



INDOOR UNIT
SLIM DUCT
ARU7RLF
ARU9RLF
ARU12RLF
(Serial number : R)

Ref	Description	Parts number
21	Top Panel Sub Assy	9379908030
22	Sirroco Fan Assy	9379570015
23	Rubber (Vibration Proof)	9379644006
24	Casing B	9379572019
25	Casing U	9379571012
26	Fan Motor Assy (7)	9603139018
26	Fan Motor Assy (9, 12)	9603283018
27	Pump Assy	9900472054
28	Float Switch Sub Assy	9378593022
29	Drain Hose Assy	9379913003
30	Hose Sub Assy	9378450141

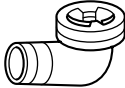

INDOOR UNIT
 SLIM DUCT
 ARU7RLF
 ARU9RLF
 ARU12RLF
 (Serial number : R)



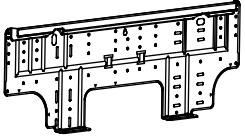

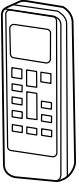

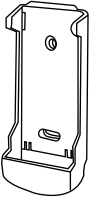
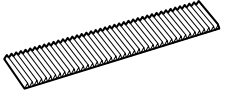
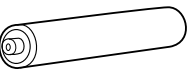
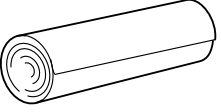
Ref	Description	Parts number
41	Power Supply PCB	9707398243
42	Main PCB (7)	9709245729
42	Main PCB (9)	9709245569
42	Main PCB (12)	9709245576
43	Reactor Assy	9707457018
44	Terminal 3P	9306489045
45	Terminal 3P (Wired Remote)	9703345012
46	Wired Remote Control	9318593006
--	Room Thermistor	9900653002
--	Pipe Thermistor	9900498108

ACCESSORIES

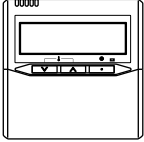
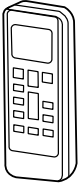

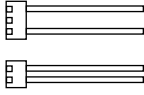
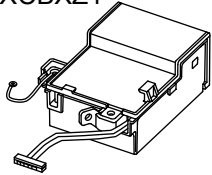
OUTDOOR UNIT

Name and Shape	Q'ty	Use
Drain pipe 	1	For drain piping work
Drain cap 	5	

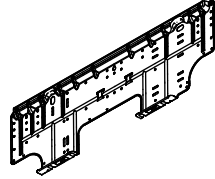
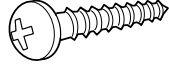
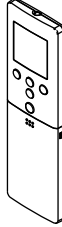


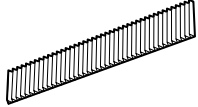

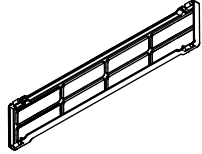
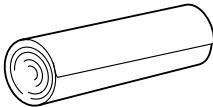
**INDOOR UNIT
COMPACT WALL MOUNTED
ASU7RLF, ASU9RLF, ASU12RLF**

Parts	Q'ty	Parts	Q'ty
Wall hook bracket 	1	Tapping screw (big) 	8
Remote control 	1	Tapping screw (small) 	2
Remote control holder 	1	Air cleaning filter 	2
Battery 	2		
Cloth tape 	1		

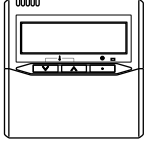

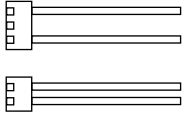
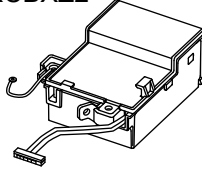
OPTIONAL PARTS

Parts
Wired remote control UTY-RNNUM 
Wireless remote control UTY-LNHUM 
Simple remote control UTY-RSNYM 
External connect kit UTY-XWZX  For controlling input/output port
Communication kit UTY-XCBXZ1 

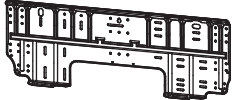

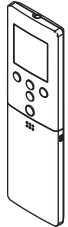


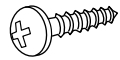
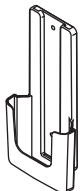
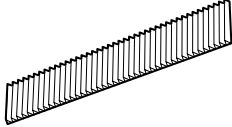
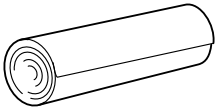
**INDOOR UNIT
COMPACT WALL MOUNTED
ASU7RLF1, ASU9RLF1, ASU12RLF1**

Parts	Q'ty	Parts	Q'ty
Bracket Panel 	1	Tapping screw (M4 x 25 mm) 	5
Remote control 	1	Tapping screw (M3 x 12 mm) 	2
Battery 	2	Air cleaning filter 	2
Remote control holder 	1	Filter holder 	2
Cloth tape 	1		

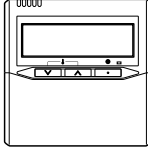

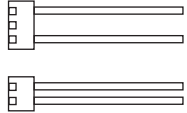
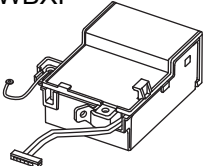
OPTIONAL PARTS

Parts
Wired remote control UTY-RNNUM 
Simple remote Control UTY-RSNUM 
External connect kit UTY-XWZXZ5 
Communication kit UTY-XCBXZ2 

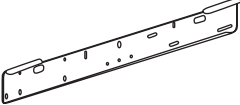
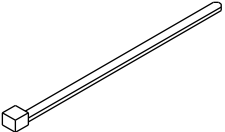
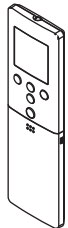


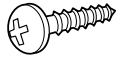
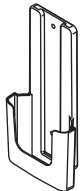

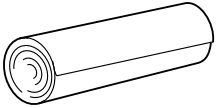
**INDOOR UNIT
COMPACT WALL MOUNTED
ASU9RLS2, ASU12RLS2**

Parts	Q'ty	Parts	Q'ty
Bracket Panel 	1	Seal A 	1
Remote control 	1	Tapping screw (M4 x 25 mm) 	5
Battery 	2	Tapping screw (M3 x 12 mm) 	2
Remote control holder 	1	Air cleaning filter 	2
Cloth tape 	1		

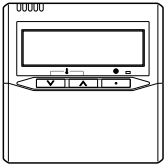

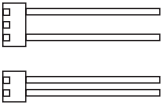
OPTIONAL PARTS

Parts
Wired remote control UTY-RNNUM 
Simple remote Control UTY-RSNUM 
External connect kit UTY-XWZXZ5 
Communication kit UTY-TWBXF 


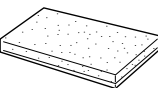

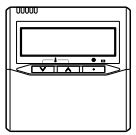

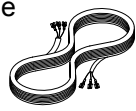


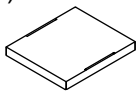
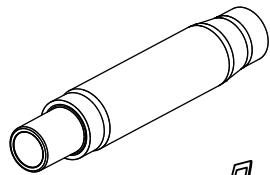

**INDOOR UNIT
FLOOR
AGU9RLF, AGU12RLF**

Parts	Q'ty	Parts	Q'ty
Wall hook bracket 	1	Cable tie 	1
Remote control 	1	Tapping screw (M4 x 25 mm) 	9
Battery 	2	Tapping screw (M3 x 12 mm) 	2
Remote control holder 	1	Air cleaning filter 	2
Cloth tape 	1		

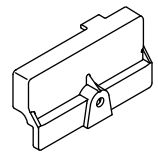
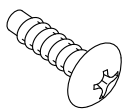

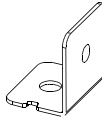

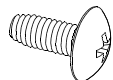
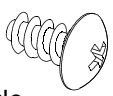
OPTIONAL PARTS

Parts
Wired remote control UTY-RNNUM 
Simple remote control UTY-RSNUM 
External connect kit UTY-XWZXZ5 

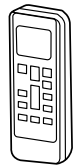
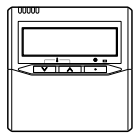

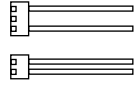

**INDOOR UNIT
COMPACT CASSETTE
AUU7RLF, AUU9RLF, AUU12RLF**

Parts	Q'ty	Parts	Q'ty
Coupler heat insulation (Large) For indoor side pipe joint (Gas pipe) 	1	Drain hose insulation For installing drain pipe 	1
Coupler heat insulation (Small) For indoor side pipe joint (Liquid pipe) 	1	Remote control 	1
Special nut A (Large flange) For installing indoor unit 	4	Remote control cable For connecting a remote control 	1
Special nut B (Small flange) For installing indoor unit 	4	Tapping screw (M4 x 16 mm) For installing a wired remote control 	2
Template (carton top) For cealing openings cutting Also used as packing 	1		
Drain hose 	1		
Hose band 	1		

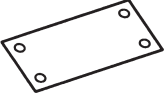
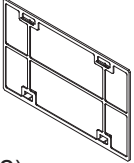

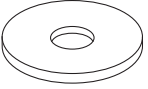
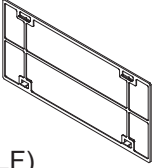


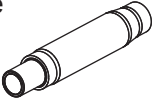





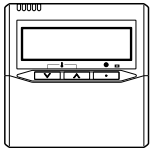
**DECORATION PANEL
UTG-CCGF**

Parts	Q'ty	Parts	Q'ty
Connector cover For covering connector 	1		
Tapping screw (M5 x 12 mm) For mounting decoration panel 	4		
Tapping Screw (M4 x 12 mm) For mounting connector cover 	1		
L angle For mounting a hook wire to a decoration panel 	2		
Hook wire For suspending a decoration panel 	2		
Screw [pitch small] (M4 x 10 mm) For mounting a hook wire (for metals) 	2		
Screw [pitch large] (M4 x 10 mm) For mounting an L angle and hook wire (for resins) 	4		


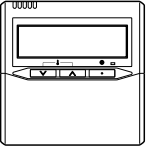

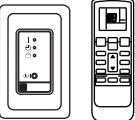


OPTIONAL PARTS

Parts	
Wireless remote control UTY-LNHUM 	
Wired remote control UTY-RNNUM 	
Simple remote control UTY-RSNUM 	
External connect kit UTY-XWZX For controlling input/output port 	
Fresh air intake kit UTZ-VXAA 	

**INDOOR UNIT
SLIM DUCT
ARU7RLF, ARU9RLF, ARU12RLF**

Parts	Q'ty	Parts	Q'ty	Parts	Q'ty
Installation template  For positioning an indoor unit	1	Filter (Small)  (ARU7, 9,12)	2	Remote control cable 	1
Washer  For installing indoor unit	8	Filter (Big)  (ARU18RLF)	2	Screw (M4 x 16 mm)  For installing a remote control	2
Coupler heat insulation (large) For indoor side pipe joint (large pipe) 	1	Drain hose  For installing drain pipe VP25 (O.D.32, I.D.26)	1		
Coupler heat insulation (small) For indoor side pipe joint (small pipe) 	1	Hose band  For installing drain hose	1		
Binder (small)  For power supply and transmission and remote control cable binding.	3	Drain hose insulation B  Insulates the drain hose	1		
Binder (large)  For fixing the coupler heat insulation.	4	Remote control 	1		

OPTIONAL PARTS

Parts
Wireless remote control UTY-LNHUM 
Wired remote control UTY-RNNUM 
Simple remote control UTY-RSNUM 
IR receiver unit UTY-LRHUM  For a wireless remote control
Remote sensor unit UTY-XSZX  Room temperature sensor
External control set UTD-ECS5A  For controlling input/output port